

LAYOUT NOTES:

1) UPON APPROVAL OF THESE DRAWINGS, (2) FULL SIZE MDF TEMPLATES WILL BE PRODUCED OF THIS PROJECT'S FLOOR PLAN - (1) FOR THE JOBSITE AND (1) FOR THE SHOP.

1 PERSPECTIVE - SPORTS BARN STAIR #2
scale: N/A

2 PERSPECTIVE - SPORTS BARN STAIR #2
scale: N/A

RECORD SET

per PROJECT SET dated 5/28/2008
MARKED "ISSUED FOR CONSTRUCTION"

SYMBOLS AND ABBREVIATIONS:

- ☒ - FIELD DIMENSION POINT (FRAMING)
- VF - VERIFY IN FIELD
- B.O. - BY OTHERS
- U.O.N. - UNLESS OTHERWISE NOTED
- GWB - GYPSUM WALL BOARD
- SIM. - SIMILAR

ARCHITECT, PLEASE SPECIFY:

- MATERIALS:**
- HANDRAIL - METAL B.O.
- STRINGERS - STRUCTURAL ONLY, SEE SECTIONS
- TREADS - EUROPEAN WHITE OAK, SUPPLIED BY G.C.
- RISERS - EUROPEAN WHITE OAK, SUPPLIED BY G.C.
- BALUSTRADE - 1/2" GLASS
- ALUMINUM GLASS SHOE - #1143 BY JULIUS BLUM
- DIELECTRIC SHIM - 1/2" PHENOLIC

HARDWARE:

HANDRAIL BRACKETS - CUSTOM B.O.

FINISH:

STAIR FINISHING NOT INCLUDED

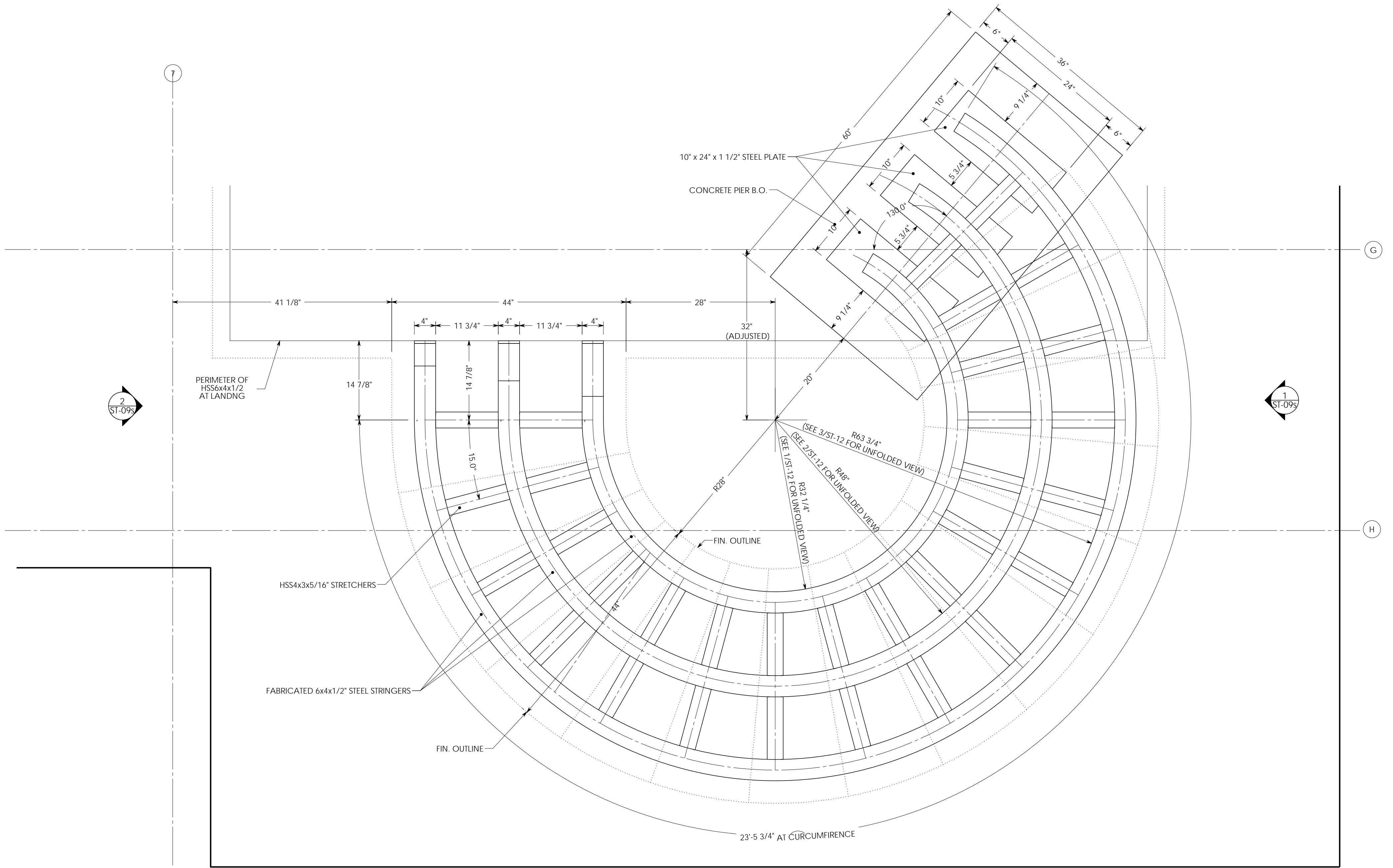
NOTES:

- 1) THESE DRAWINGS ARE FOR THE DESIGN CONFIRMATION LEADING TO THE CO-ORDINATION OF:
 - STRUCTURAL STEEL FABRICATION AND INSTALLATION AS RELATES TO THE CURRENT STAIR CONTRACT.
 - WOOD STAIR COMPONENT FABRICATION AND INSTALLATION.
 - HANDRAIL AND BALUSTRADE FABRICATION AND INSTALLATION.
- 2) THESE DRAWINGS REQUIRE APPROVAL BY A STRUCTURAL ENGINEER AND ARCHITECT BEFORE COMMENCING CONSTRUCTION.
- 3) GC AND WALSTON TO VERIFY ALL DIMENSIONS BEFORE COMMENCING CONSTRUCTION.
- 4) BECAUSE THESE DRAWINGS ARE PART OF A 3D MODEL AND ARE A CAREFULLY ENGINEERED VEHICLE FOR THE LAYOUT OF DESIGN RECEIVED THROUGH THIS PROJECT'S ARCHITECTURAL DRAWINGS, VERBAL DISCUSSIONS, CORRESPONDANCE AND CORRECTIONS, WE ASK THAT THEY **NOT BE USED AS A VEHICLE FOR DESIGN.**
- 5) THESE DRAWINGS ARE LAYOUT AND FABRICATION DETAILS USED BY THE ARCHITECT FOR THE CONSTRUCTION OF THE PROJECT DESCRIBED HEREIN AND ARE TO SERVE AS AN ATTACHMENT TO THE PROJECT'S ARCHITECTURAL DRAWINGS AND SPECIFICATIONS. UPON ARCHITECT'S APPROVAL, THE DETAILS IN THESE DRAWINGS WILL SUPERSEDE THOSE SHOWN IN THE PROJECT'S ARCHITECTURAL SET. THESE DRAWINGS ARE INSTRUMENTS OF SERVICE AND FABRICATION AND REMAIN THE PROPERTY OF SHORELINE PARAMETRICS AND ARE NOT TO BE USED WHOLE OR IN PART WITHOUT ITS CONSENT.

RESIDENCE
SPORTS BARN STAIR #2 SHOP DRAWINGS
ARCHITECT -
GC -

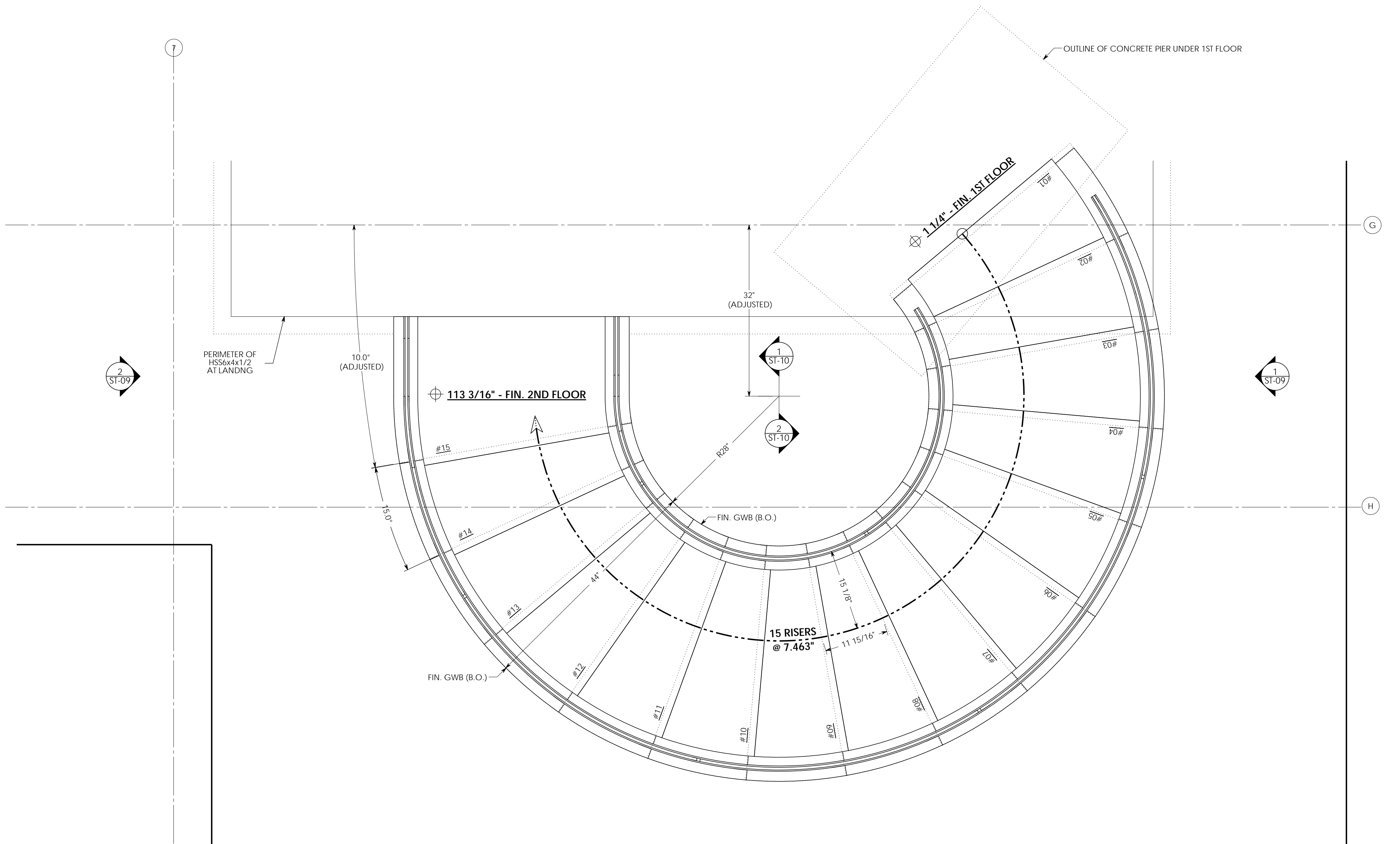
SCALE - AS NOTED
DRAWING BY: RC
DATE - 06/30/08
REVISED - 09/18/08

ST-07



1 PLAN - SPORTS BARN STAIR #2 (STEEL ONLY) STEEL CONFIGURATION PER "OPTION #1" SKETCH BY RSA BY DATED 06/09/08
scale: 1"=1'

NOTE TO ARCHITECT/ENGINEER (SEE PLAN BELOW)
TO CONNECT THE STEEL STRINGERS TO THE 2ND FLOOR LANDING, THE STAIR CENTERLINE HAD TO BE SHIFTED 8" (FROM 24" SHOWN ON 4/SB-SK13, TO 32") AND ROTATED 10.0". THE VIEWS IN THIS DRAWING REFLECT THAT PROPOSED ADJUSTMENT.



2 PLAN - SPORTS BARN STAIR #2
scale: 1"=1'

LAYOUT NOTES:

1) UPON APPROVAL OF THESE DRAWINGS, (2) FULL SIZE MDF TEMPLATES WILL BE PRODUCED OF THIS PROJECT'S FLOOR PLAN - (1) FOR THE JOBSITE AND (1) FOR THE SHOP.

RECORD SET

per PROJECT SET dated 5/28/2008
MARKED "ISSUED FOR CONSTRUCTION"

SYMBOLS AND ABBREVIATIONS:

- ☒ - FIELD DIMENSION POINT (FRAMING)
- VF - VERIFY IN FIELD
- B.O. - BY OTHERS
- U.O.N. - UNLESS OTHERWISE NOTED
- GWB - GYPSUM WALL BOARD
- SIM. - SIMILAR

ARCHITECT, PLEASE SPECIFY:

- MATERIALS:**
- HANDRAIL - METAL, B.O.
- STRINGERS - STRUCTURAL ONLY, SEE SECTIONS
- TREADS - EUROPEAN WHITE OAK, SUPPLIED BY G.C.
- RISERS - EUROPEAN WHITE OAK, SUPPLIED BY G.C.
- BALUSTRADE - 1/2" GLASS
- ALUMINUM GLASS SHOE - #1143 BY JULIUS BLUM
- DIELECTRIC SHIM - 1/2" PHENOLIC

HARDWARE:

- HANDRAIL BRACKETS - CUSTOM, B.O.

FINISH:

- STAIR FINISHING NOT INCLUDED

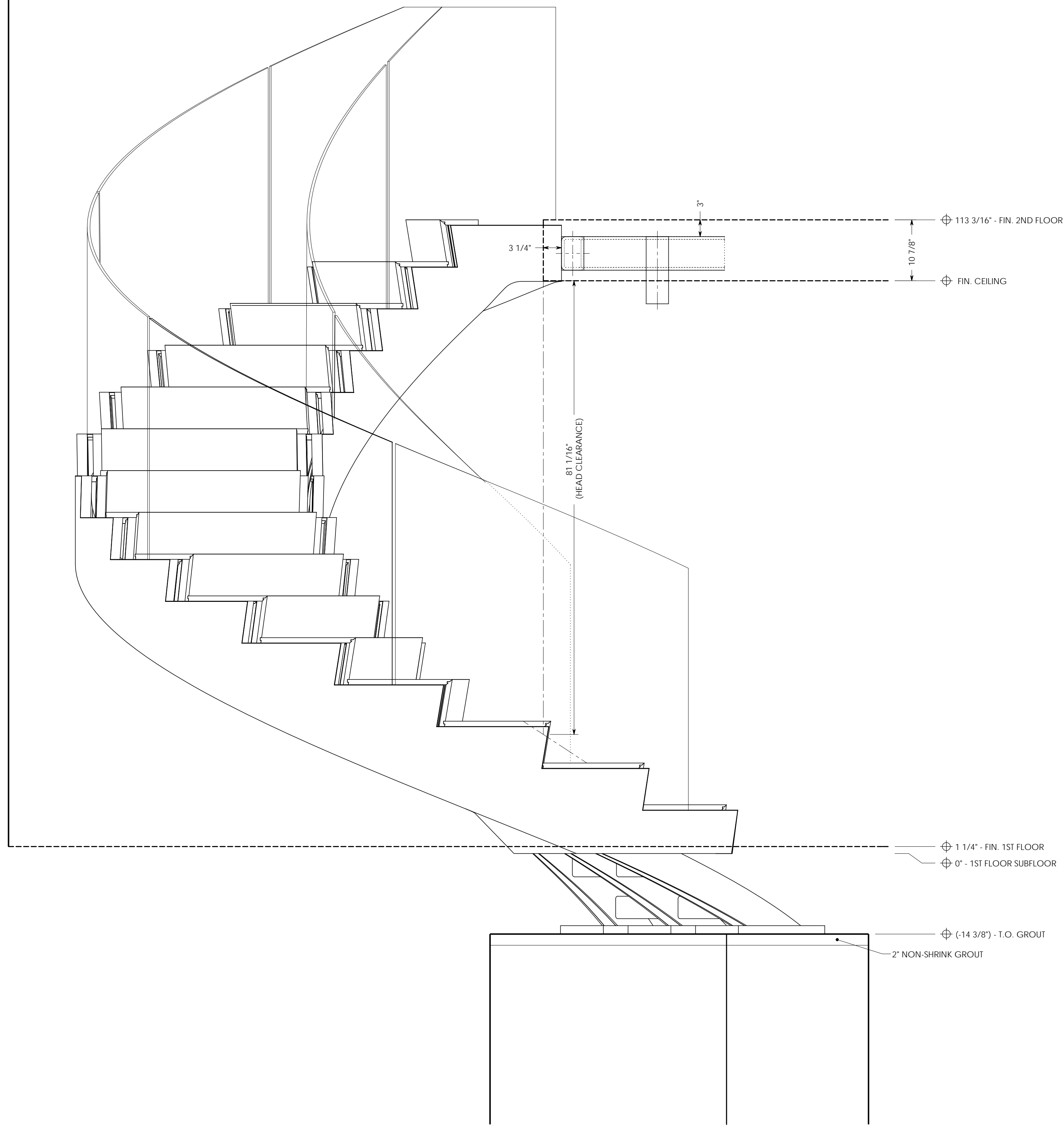
NOTES:

- 1) THESE DRAWINGS ARE FOR THE DESIGN CONFIRMATION LEADING TO THE CO-ORDINATION OF:
 - STRUCTURAL STEEL FABRICATION AND INSTALLATION AS RELATES TO THE CURRENT STAIR CONTRACT
 - WOOD STAIR COMPONENT FABRICATION AND INSTALLATION
 - HANDRAIL AND BALUSTRADE FABRICATION AND INSTALLATION
- 2) THESE DRAWINGS REQUIRE APPROVAL BY A STRUCTURAL ENGINEER AND ARCHITECT BEFORE COMMENCING CONSTRUCTION.
- 3) GC AND TO VERIFY ALL DIMENSIONS BEFORE COMMENCING CONSTRUCTION.
- 4) BECAUSE THESE DRAWINGS ARE PART OF A 3D MODEL AND ARE A CAREFULLY ENGINEERED VEHICLE FOR THE LAYOUT OF DESIGN RECEIVED THROUGH THIS PROJECT'S ARCHITECTURAL DRAWINGS, VERBAL DISCUSSIONS, CORRESPONDANCE AND CORRECTIONS, WE ASK THAT THEY **NOT BE USED AS A VEHICLE FOR DESIGN**.
- 5) THESE DRAWINGS ARE LAYOUT AND FABRICATION DETAILS USED BY FOR THE CONSTRUCTION OF THE PROJECT DESCRIBED HEREIN AND ARE TO SERVE AS AN ATTACHMENT TO THE PROJECT'S ARCHITECTURAL DRAWINGS AND SPECIFICATIONS. UPON ARCHITECT'S APPROVAL, THE DETAILS IN THESE DRAWINGS WILL SUPERSEDE THOSE SHOWN IN THE PROJECT'S ARCHITECTURAL SET. THESE DRAWINGS ARE INSTRUMENTS OF SERVICE AND FABRICATION AND REMAIN THE PROPERTY OF SHORELINE PARAMETRICS AND ARE NOT TO BE USED WHOLE OR IN PART WITHOUT ITS CONSENT.

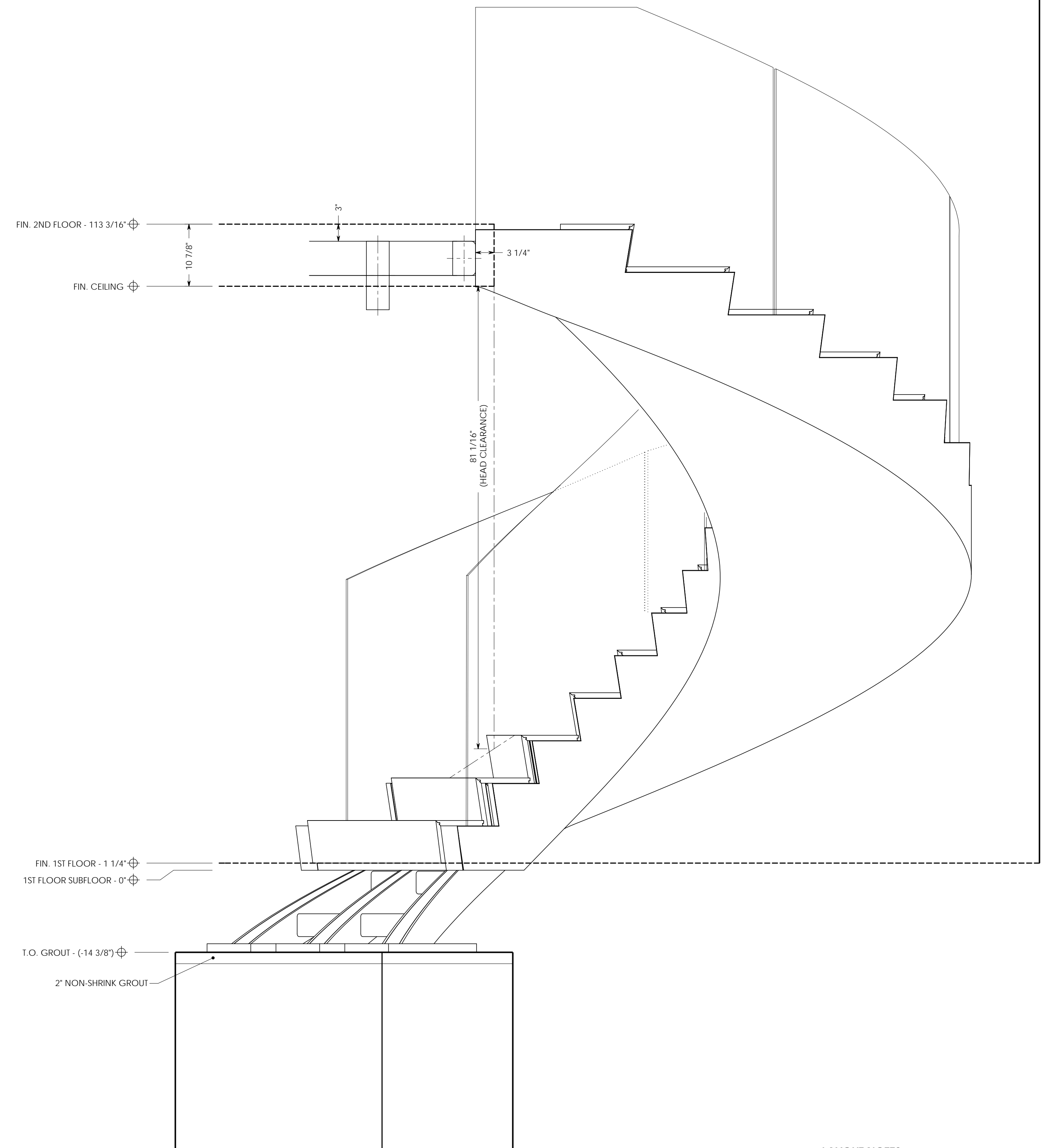
RESIDENCE
SPORTS BARN STAIR #2 SHOP DRAWINGS
ARCHITECT -
GC -

SCALE - AS NOTED
DRAWING BY: RC
DATE - 06/30/08
REVISED - 09/18/08

ST-08



1 ELEVATION - SPORTS BARN STAIR #2
ST-09 scale: 1"=1'



2 ELEVATION - SPORTS BARN STAIR #2
ST-09 scale: 1"=1'

LAYOUT NOTES:
1) UPON APPROVAL OF THESE DRAWINGS, (2) FULL SIZE MDF TEMPLATES WILL BE PRODUCED OF THIS PROJECT'S FLOOR PLAN - (1) FOR THE JOBSITE AND (1) FOR THE SHOP.

RECORD SET

per PROJECT SET dated 5/28/200
MARKED "ISSUED FOR CONSTRUCTION"

SYMBOLS AND ABBREVIATIONS:

- VIF - VERIFY IN FIELD
- U.O.N. - UNLESS OTHERWISE NOTED
- GWB - GYPSUM WALL BOARD
- SIM - SIMILAR

ARCHITECT, PLEASE SPECIFY:

- HANDRAIL - METAL, B.O.
- STRINGERS - STRUCTURAL ONLY, SEE SECTIONS
- TREADS - EUROPEAN WHITE OAK, SUPPLIED BY G.C.
- RISERS - EUROPEAN WHITE OAK, SUPPLIED BY G.C.
- BALUSTRADE - 1/2" GLASS
- ALUMINUM GLASS SHOE - #1143 BY JULIUS BLUM

FINISH:
STAIR FINISHING NOT INCLUDED

NOTES:

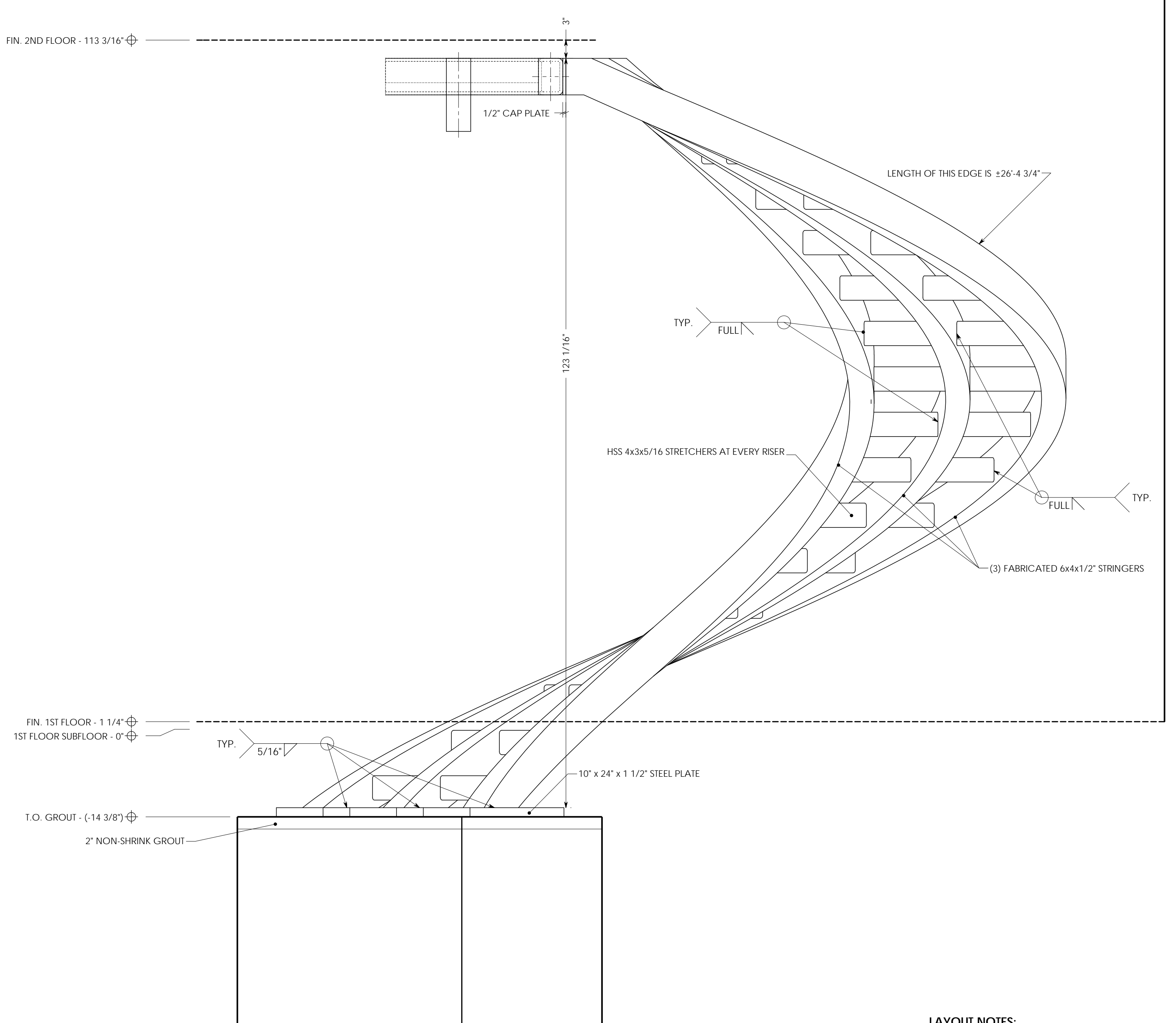
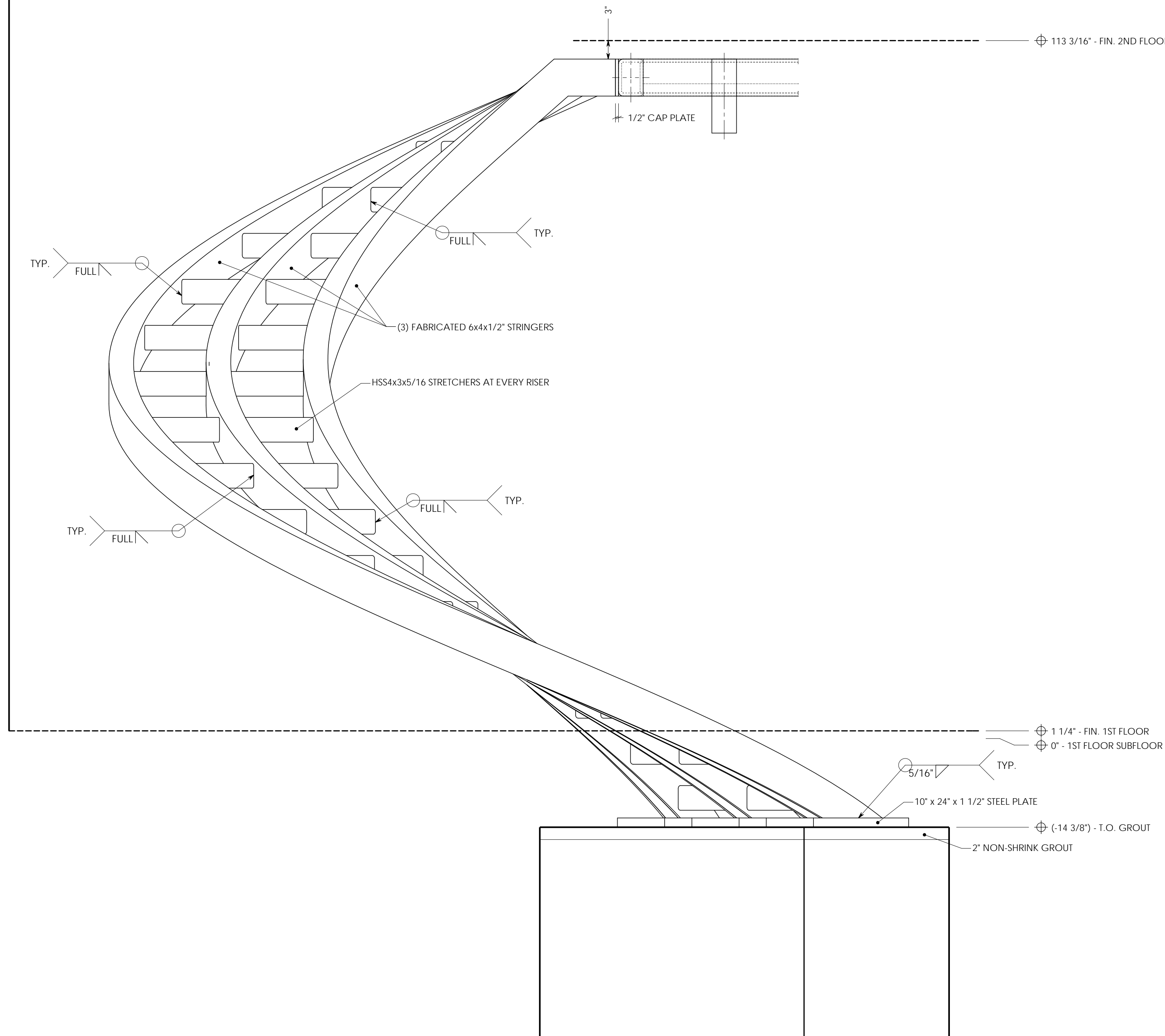
- 1) THESE DRAWINGS ARE FOR THE DESIGN CONFIRMATION LEADING TO THE CO-ORDINATION OF:
 - STRUCTURAL STEEL FABRICATION AND INSTALLATION AS RELATES TO THE CURRENT STAIR CONTRACT.
 - WOOD STAIR COMPONENT FABRICATION AND INSTALLATION.
 - HANDRAIL AND BALUSTRADE FABRICATION AND INSTALLATION
- 2) THESE DRAWINGS REQUIRE APPROVAL BY A STRUCTURAL ENGINEER AND ARCHITECT BEFORE COMMENCING CONSTRUCTION.
- 3) GC AND _____ TO VERIFY ALL DIMENSIONS BEFORE COMMENCING CONSTRUCTION.
- 4) BECAUSE THESE DRAWINGS ARE PART OF A 3D MODEL AND ARE A CAREFULLY ENGINEERED VEHICLE FOR THE LAYOUT OF DESIGN RECEIVED THROUGH THIS PROJECT'S ARCHITECTURAL DRAWINGS, VERBAL DISCUSSIONS, CORRESPONDANCE AND CORRECTIONS, WE ASK THAT THEY **MUST BE USED AS A VEHICLE FOR DESIGN**.
- 5) THESE DRAWINGS ARE LAYOUT AND FABRICATION DETAILS USED BY _____ FOR THE CONSTRUCTION OF THE PROJECT DESCRIBED HEREIN AND ARE TO SERVE AS AN ATTACHMENT TO THE PROJECT'S ARCHITECTURAL DRAWINGS AND SPECIFICATIONS. UPON ARCHITECT'S APPROVAL THE DETAILS IN THESE DRAWINGS WILL SUPERSEDE THOSE SHOWN IN THE PROJECT'S ARCHITECTURAL SET. THESE DRAWINGS ARE INSTRUMENTS OF SERVICE AND FABRICATION AND REMAIN THE PROPERTY OF SHORELINE PARAMETERS AND ARE NOT TO BE USED WHOLE OR IN PART WITHOUT ITS CONSENT.

FOR 175 MOHAWK, LLC
SPORTS BARN STAIR #2 SHOP DRAWINGS
ARCHITECT -
GC -

SCALE - AS NOTED
DRAWING BY: RC
DATE - 06/30/08

STEEL CONFIGURATION PER 'OPTION #1' SKETCH BY RSA BYDATED 06/09/08

STEEL CONFIGURATION PER 'OPTION #1' SKETCH BY RSA BYDATED 06/09/08



1 ELEVATION - SPORTS BARN STAIR #2 (STEEL ONLY)
ST-09s scale: 1"=1'

2 ELEVATION - SPORTS BARN STAIR #2 (STEEL ONLY)
ST-09s scale: 1"=1'

LAYOUT NOTES:

1) UPON APPROVAL OF THESE DRAWINGS, (2) FULL SIZE MDF TEMPLATES WILL BE PRODUCED OF THIS PROJECT'S FLOOR PLAN - (1) FOR THE JOBSITE AND (1) FOR THE SHOP.

RECORD SET

per PROJECT SET dated 5/28/2008
MARKED 'ISSUED FOR CONSTRUCTION'

SYMBOLS AND ABBREVIATIONS:

- ☒ - FIELD DIMENSION POINT (FRAMING)
- VIF - VERIFY IN FIELD
- B.O. - BY OTHERS
- U.O.N. - UNLESS OTHERWISE NOTED
- GWB - GYPSUM WALL BOARD
- SIM. - SIMILAR

ARCHITECT, PLEASE SPECIFY:

- MATERIALS:**
- HANDRAIL - METAL, B.O.
 - STRINGERS - STRUCTURAL ONLY, SEE SECTIONS
 - TREADS - EUROPEAN WHITE OAK, SUPPLIED BY G.C.
 - RISERS - EUROPEAN WHITE OAK, SUPPLIED BY G.C.
 - BALUSTRADE - 1/2" GLASS
 - ALUMINUM GLASS SHOE - #1143 BY JULIUS BLUM
 - DIELECTRIC SHIM - 1/2" PHENOLIC

- HARDWARE:**
- HANDRAIL BRACKETS - CUSTOM, B.O.
- FINISH:**
- STAIR FINISHING NOT INCLUDED

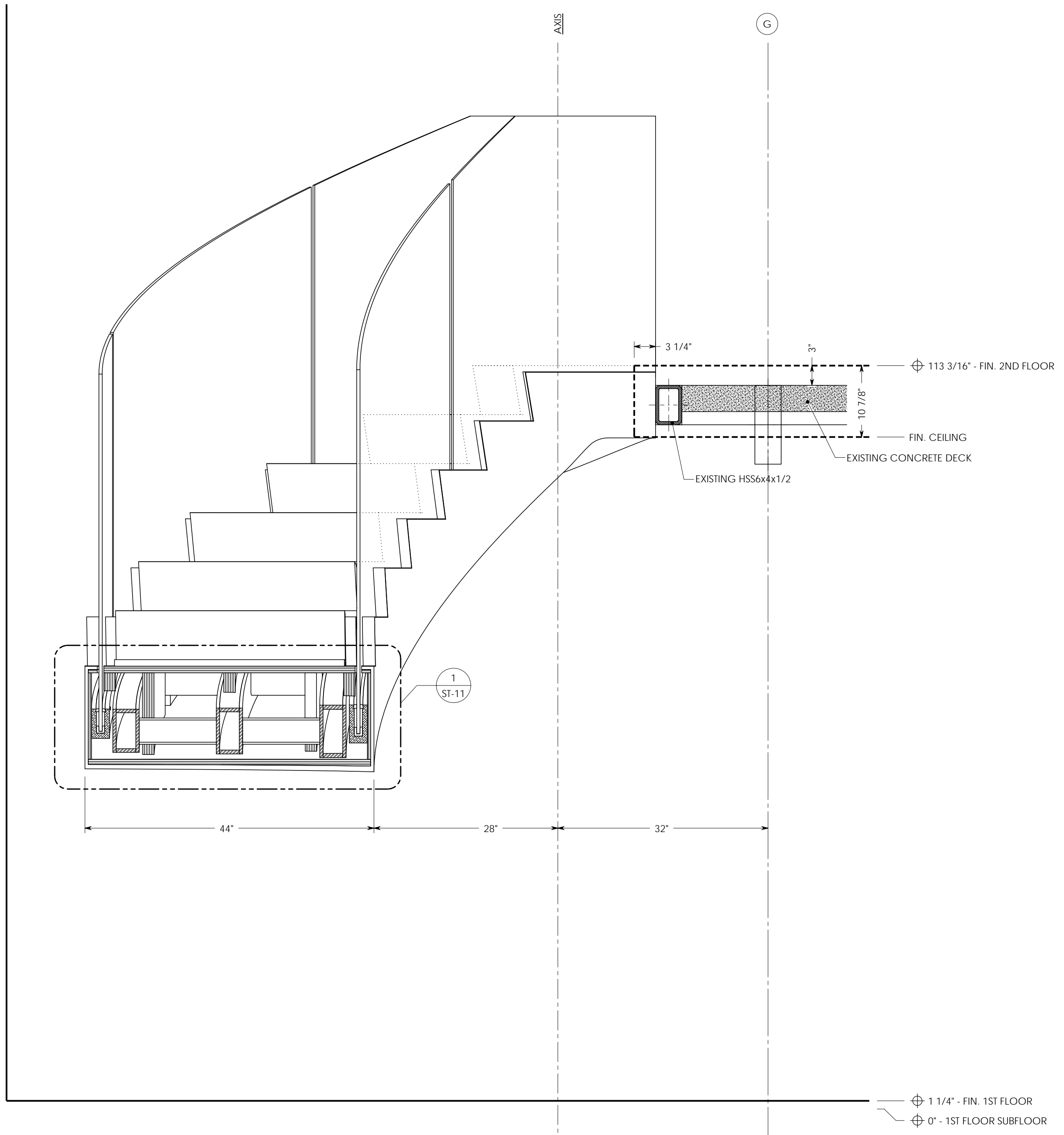
NOTES:

- 1) THESE DRAWINGS ARE FOR THE DESIGN CONFIRMATION LEADING TO THE CO-ORDINATION OF:
 - STRUCTURAL STEEL FABRICATION AND INSTALLATION AS RELATES TO THE CURRENT STAIR CONTRACT.
 - WOOD STAIR COMPONENT FABRICATION AND INSTALLATION.
 - HANDRAIL AND BALUSTRADE FABRICATION AND INSTALLATION
- 2) THESE DRAWINGS REQUIRE APPROVAL BY A STRUCTURAL ENGINEER AND ARCHITECT BEFORE COMMENCING CONSTRUCTION.
- 3) GC AND _____ TO VERIFY ALL DIMENSIONS BEFORE COMMENCING CONSTRUCTION.
- 4) BECAUSE THESE DRAWINGS ARE PART OF A 3D MODEL AND ARE A CAREFULLY ENGINEERED VEHICLE FOR THE LAYOUT OF DESIGN RECEIVED THROUGH THIS PROJECT'S ARCHITECTURAL DRAWINGS, VERBAL DISCUSSIONS, CORRESPONDANCE AND CORRECTIONS, WE ASK THAT THEY **MUST BE USED AS A VEHICLE FOR DESIGN.**
- 5) THESE DRAWINGS ARE LAYOUT AND FABRICATION DETAILS USED BY _____ FOR THE CONSTRUCTION OF THE PROJECT DESCRIBED HEREIN AND ARE TO SERVE AS AN ATTACHMENT TO THE PROJECT'S ARCHITECTURAL DRAWINGS AND SPECIFICATIONS. UPON ARCHITECT'S APPROVAL THE DETAILS IN THESE DRAWINGS WILL SUPERSEDE THOSE SHOWN IN THE PROJECT'S ARCHITECTURAL SET. THESE DRAWINGS ARE INSTRUMENTS OF SERVICE AND FABRICATION AND REMAIN THE PROPERTY OF SHORELINE PARAMETRICS AND ARE NOT TO BE USED WHOLE OR IN PART WITHOUT ITS CONSENT.

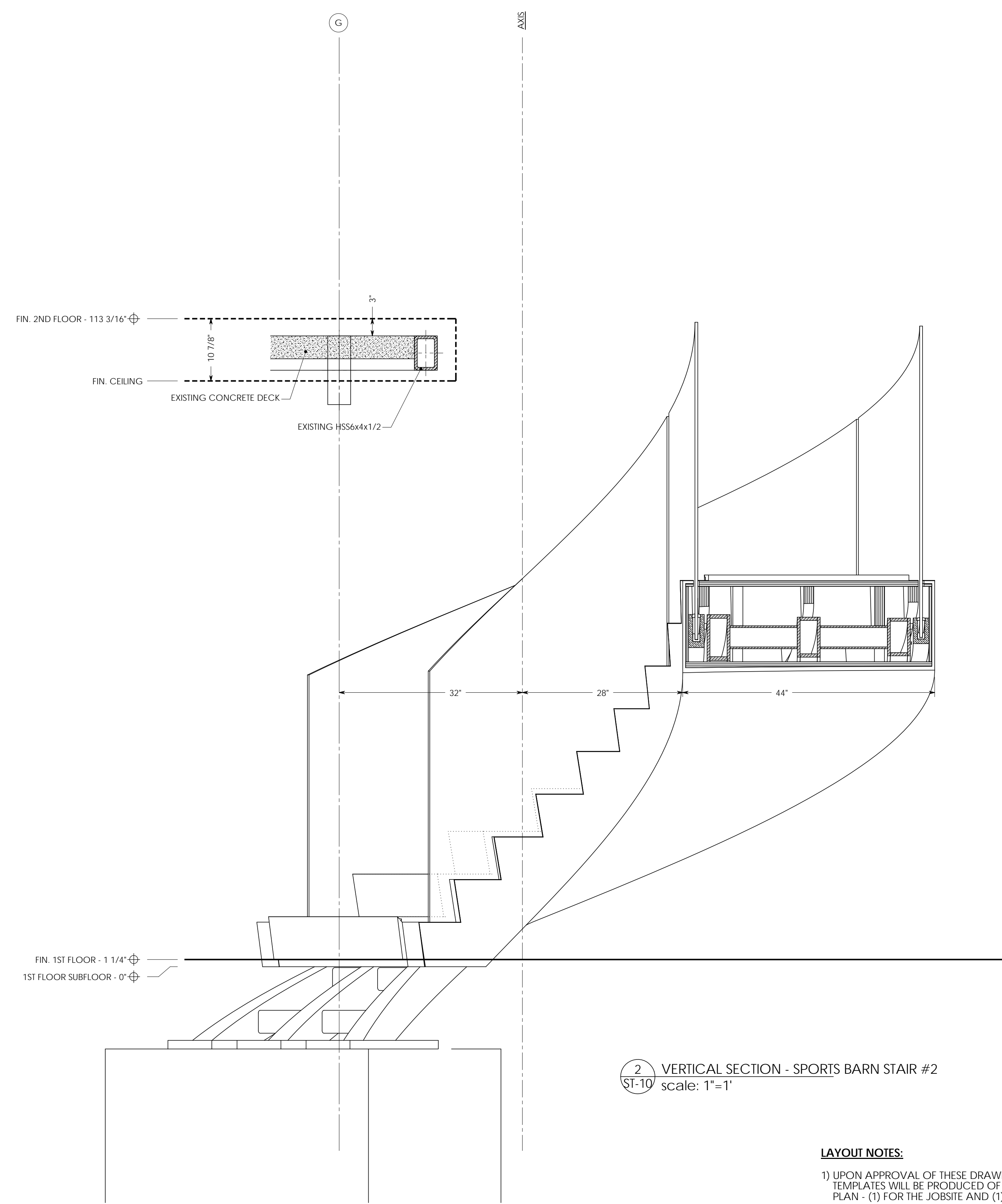
RESIDENCE
SPORTS BARN STAIR #2 SHOP DRAWINGS
ARCHITECT -
GC -

SCALE - AS NOTED
DRAWING BY: RC
DATE - 06/30/08
REVISED - 09/18/08

ST-09s



1
ST-10 VERTICAL SECTION - SPORTS BARN STAIR #2
scale: 1"=1'



2
ST-10 VERTICAL SECTION - SPORTS BARN STAIR #2
scale: 1"=1'

LAYOUT NOTES:
1) UPON APPROVAL OF THESE DRAWINGS, (2) FULL SIZE MDF TEMPLATES WILL BE PRODUCED OF THIS PROJECT'S FLOOR PLAN - (1) FOR THE JOBSITE AND (1) FOR THE SHOP.

RECORD SET

per PROJECT SET dated 5/28/2008
MARKED 'ISSUED FOR CONSTRUCTION'

SYMBOLS AND ABBREVIATIONS:

- ☒ - FIELD DIMENSION POINT (FRAMING)
- VIF - VERIFY IN FIELD
- B.O. - BY OTHERS
- U.O.N. - UNLESS OTHERWISE NOTED
- GWB - GYPSUM WALL BOARD
- SIM. - SIMILAR

ARCHITECT, PLEASE SPECIFY:

- MATERIALS:**
- HANDRAIL - METAL, B.O.
 - STRINGERS - STRUCTURAL ONLY, SEE SECTIONS
 - TREADS - EUROPEAN WHITE OAK, SUPPLIED BY G.C.
 - RISERS - EUROPEAN WHITE OAK, SUPPLIED BY G.C.
 - BALUSTRADE - 1/2" GLASS
 - ALUMINUM GLASS SHOE - #1143 BY JULIUS BLUM
 - DIELECTRIC SHIM - 1/2" PHENOLIC

- HARDWARE:**
- HANDRAIL BRACKETS - CUSTOM, B.O.
- FINISH:**
- STAIR FINISHING NOT INCLUDED

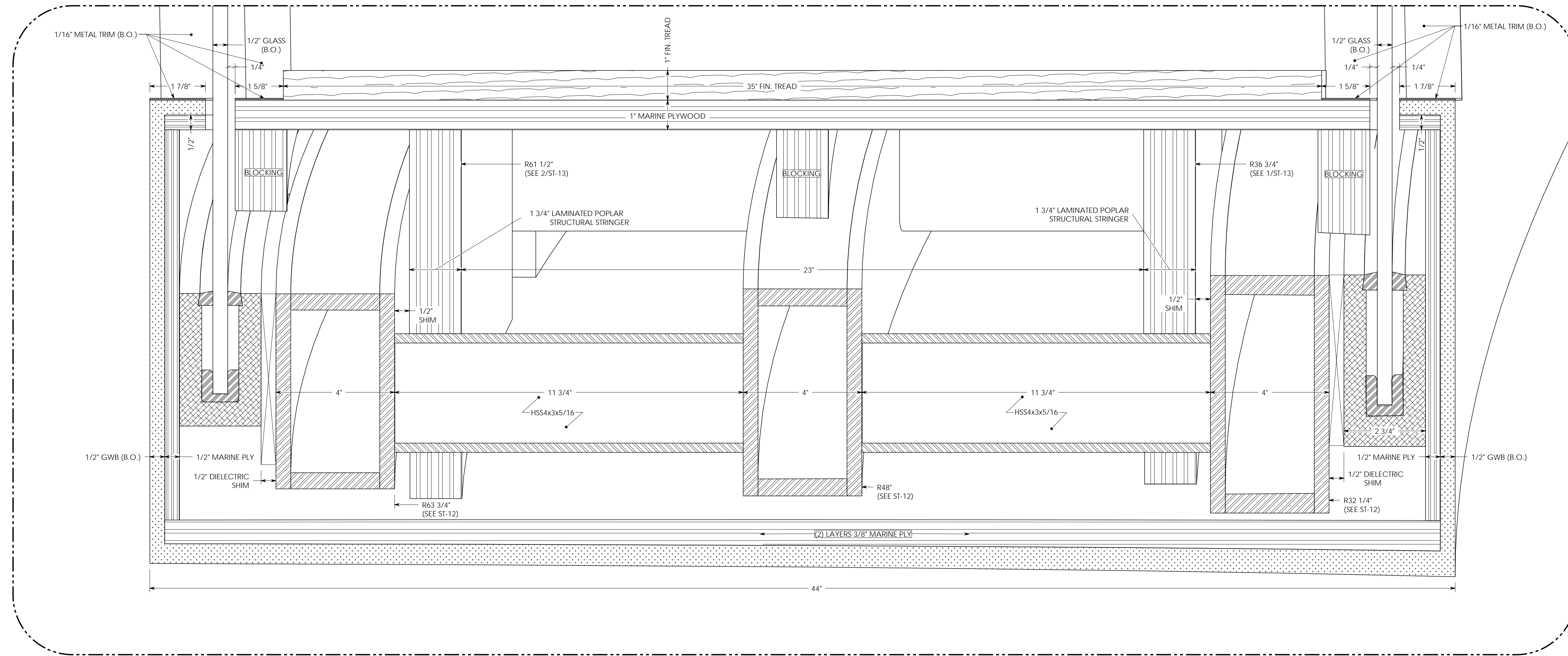
NOTES:

- 1) THESE DRAWINGS ARE FOR THE DESIGN CONFIRMATION LEADING TO THE CO-ORDINATION OF:
 - STRUCTURAL STEEL FABRICATION AND INSTALLATION AS RELATES TO THE CURRENT STAIR CONTRACT.
 - WOOD STAIR COMPONENT FABRICATION AND INSTALLATION.
 - HANDRAIL AND BALUSTRADE FABRICATION AND INSTALLATION
- 2) THESE DRAWINGS REQUIRE APPROVAL BY A STRUCTURAL ENGINEER AND ARCHITECT BEFORE COMMENCING CONSTRUCTION.
- 3) GC AND _____ TO VERIFY ALL DIMENSIONS BEFORE COMMENCING CONSTRUCTION.
- 4) BECAUSE THESE DRAWINGS ARE PART OF A 3D MODEL AND ARE A CAREFULLY ENGINEERED VEHICLE FOR THE LAYOUT OF DESIGN RECEIVED THROUGH THIS PROJECT'S ARCHITECTURAL DRAWINGS, VERBAL DISCUSSIONS, CORRESPONDANCE AND CORRECTIONS, WE ASK THAT THEY **MUST BE USED AS A VEHICLE FOR DESIGN**.
- 5) THESE DRAWINGS ARE LAYOUT AND FABRICATION DETAILS USED BY _____ FOR THE CONSTRUCTION OF THE PROJECT DESCRIBED HEREIN AND ARE TO SERVE AS AN ATTACHMENT TO THE PROJECT'S ARCHITECTURAL DRAWINGS AND SPECIFICATIONS. UPON ARCHITECT'S APPROVAL THE DETAILS IN THESE DRAWINGS WILL SUPERSEDE THOSE SHOWN IN THE PROJECT'S ARCHITECTURAL SET. THESE DRAWINGS ARE INSTRUMENTS OF SERVICE AND FABRICATION AND REMAIN THE PROPERTY OF SHORELINE PARAMETERS AND ARE NOT TO BE USED WHOLE OR IN PART WITHOUT ITS CONSENT.

RESIDENCE
SPORTS BARN STAIR #2 SHOP DRAWINGS
ARCHITECT -
GC -

SCALE - AS NOTED
DRAWING BY: RC
DATE - 06/30/08
REVISED - 09/18/08

ST-10



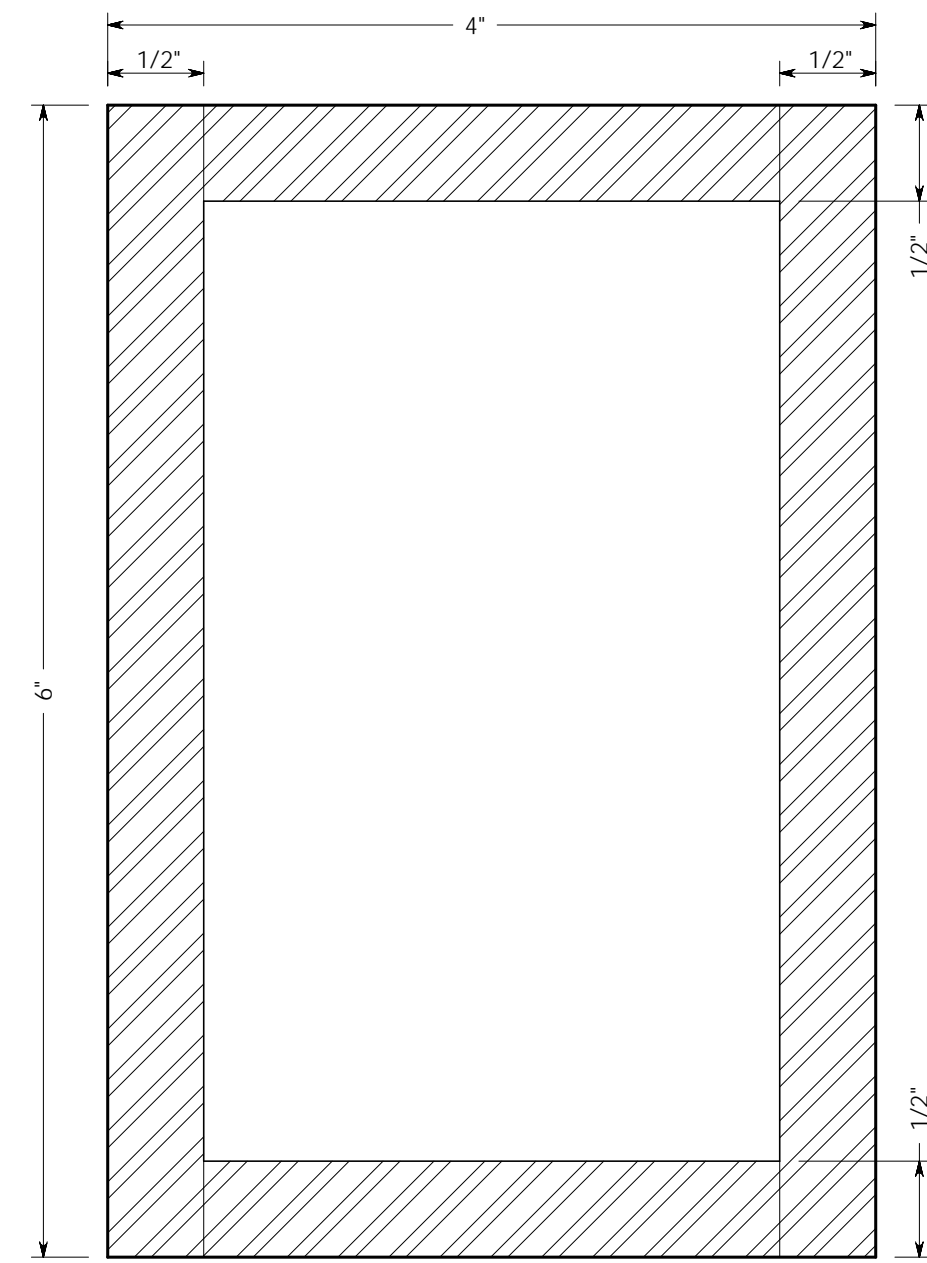
1
ST-11 VERTICAL SECTION THRU STAIRS
scale: HALF SCALE

LAYOUT NOTES:
 1) UPON APPROVAL OF THESE DRAWINGS, (2) FULL SIZE MDF TEMPLATES WILL BE PRODUCED OF THIS PROJECT'S FLOOR PLAN - (1) FOR THE JOBSITE AND (1) FOR THE SHOP.

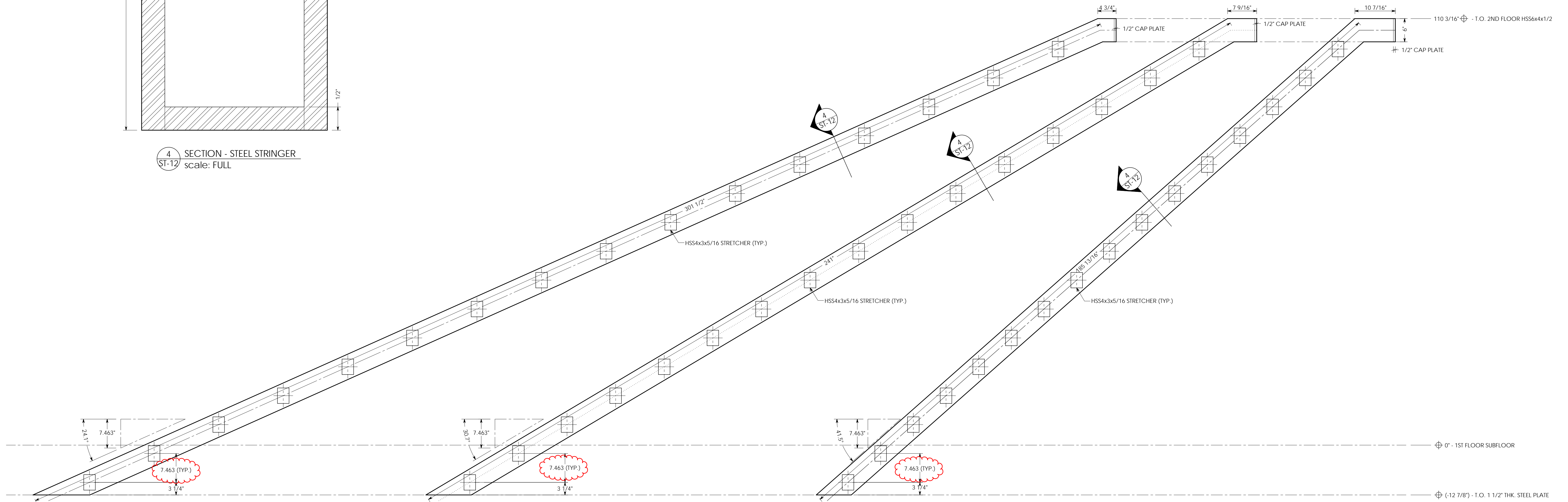
RECORD SET

per PROJECT SET dated 5/28/2008
 MARKED "ISSUED FOR CONSTRUCTION"

<p>SYMBOLS AND ABBREVIATIONS:</p> <p>☒ - FIELD DIMENSION POINT (FRAMING)</p> <p>VIF - VERIFY IN FIELD</p> <p>B.O. - BY OTHERS</p> <p>U.O.N. - UNLESS OTHERWISE NOTED</p> <p>GWB - GYPSUM WALL BOARD</p> <p>SIM. - SIMILAR</p>	<p>ARCHITECT, PLEASE SPECIFY:</p> <p>MATERIALS:</p> <p>HANDRAIL - METAL, B.O.</p> <p>STRINGERS - STRUCTURAL ONLY, SEE SECTIONS</p> <p>TREADS - EUROPEAN WHITE OAK, SUPPLIED BY G.C.</p> <p>RISERS - EUROPEAN WHITE OAK, SUPPLIED BY G.C.</p> <p>BALUSTRADE - 1/2" GLASS</p> <p>ALUMINUM GLASS SHOE - #1143 BY JULIUS BLUM</p> <p>DIELECTRIC SHIM - 1/2" PHENOLIC</p>	<p>HARDWARE:</p> <p>HANDRAIL BRACKETS - CUSTOM, B.O.</p> <p>FINISH:</p> <p>STAIR FINISHING NOT INCLUDED</p>	<p>NOTES:</p> <p>1) THESE DRAWINGS ARE FOR THE DESIGN CONFIRMATION LEADING TO THE CO-ORDINATION OF:</p> <ul style="list-style-type: none"> STRUCTURAL STEEL FABRICATION AND INSTALLATION AS RELATES TO THE CURRENT STAIR CONTRACT. WOOD STAIR COMPONENT FABRICATION AND INSTALLATION. HANDRAIL AND BALUSTRADE FABRICATION AND INSTALLATION <p>2) THESE DRAWINGS REQUIRE APPROVAL BY A STRUCTURAL ENGINEER AND ARCHITECT BEFORE COMMENCING CONSTRUCTION.</p> <p>3) GC AND _____ TO VERIFY ALL DIMENSIONS BEFORE COMMENCING CONSTRUCTION.</p> <p>4) BECAUSE THESE DRAWINGS ARE PART OF A 3D MODEL AND ARE A CAREFULLY ENGINEERED VEHICLE FOR THE LAYOUT OF DESIGN RECEIVED THROUGH THIS PROJECT'S ARCHITECTURAL DRAWINGS, VERBAL DISCUSSIONS, CORRESPONDANCE AND CORRECTIONS, WE ASK THAT THEY NOT BE USED AS A VEHICLE FOR DESIGN.</p> <p>5) THESE DRAWINGS ARE LAYOUT AND FABRICATION DETAILS USED BY _____ FOR THE CONSTRUCTION OF THE PROJECT DESCRIBED HEREIN AND ARE TO SERVE AS AN ATTACHMENT TO THE PROJECT'S ARCHITECTURAL DRAWINGS AND SPECIFICATIONS. UPON ARCHITECT'S APPROVAL THE DETAILS IN THESE DRAWINGS WILL SUPERSEDE THOSE SHOWN IN THE PROJECT'S ARCHITECTURAL SET. THESE DRAWINGS ARE INSTRUMENTS OF SERVICE AND FABRICATION AND REMAIN THE PROPERTY OF SHORELINE PARAMETRICS AND ARE NOT TO BE USED WHOLE OR IN PART WITHOUT ITS CONSENT.</p>	<p>RESIDENCE SPORTS BARN STAIR #2 SHOP DRAWINGS ARCHITECT - GC -</p> <p>SCALE - AS NOTED DRAWING BY: RC DATE - 06/30/08 REVISED - 09/18/08</p> <h1>ST-11</h1>
--	--	---	--	---



4 SECTION - STEEL STRINGER
ST-12 scale: FULL



3 UNFOLDED VIEW - OUTSIDE STEEL STRINGER (UNFOLDED AT R63 3/4")
ST-12 scale: 1"=1'

2 UNFOLDED VIEW - MIDDLE STEEL STRINGER (UNFOLDED AT R48")
ST-12 scale: 1"=1'

1 UNFOLDED VIEW - INSIDE STEEL STRINGER (UNFOLDED AT R32 1/4")
ST-12 scale: 1"=1'

LAYOUT NOTES:

- UPON APPROVAL OF THESE DRAWINGS, (2) FULL SIZE MDF TEMPLATES WILL BE PRODUCED OF THIS PROJECT'S FLOOR PLAN - (1) FOR THE JOBSITE AND (1) FOR THE SHOP.

REVISED 11/25/08

RECORD SET

per PROJECT SET dated 5/28/2008
MARKED "ISSUED FOR CONSTRUCTION"

SYMBOLS AND ABBREVIATIONS:

- FIELD DIMENSION POINT (FRAMING)
- VIF - VERIFY IN FIELD
- B.O. - BY OTHERS
- U.O.N. - UNLESS OTHERWISE NOTED
- GWB - GYPSUM WALL BOARD
- SIM. - SIMILAR

ARCHITECT, PLEASE SPECIFY:

- MATERIALS:**
- HANDRAIL - METAL, B.O.
 - STRINGERS - STRUCTURAL ONLY, SEE SECTIONS
 - TREADS - EUROPEAN WHITE OAK, SUPPLIED BY G.C.
 - RISERS - EUROPEAN WHITE OAK, SUPPLIED BY G.C.
 - BALUSTRADE - 1/2" GLASS
 - ALUMINUM GLASS SHOE - #1143 BY JULIUS BLUM
 - DIELECTRIC SHIM - 1/2" PHENOLIC

- HARDWARE:**
- HANDRAIL BRACKETS - CUSTOM, B.O.
- FINISH:**
- STAIR FINISHING NOT INCLUDED

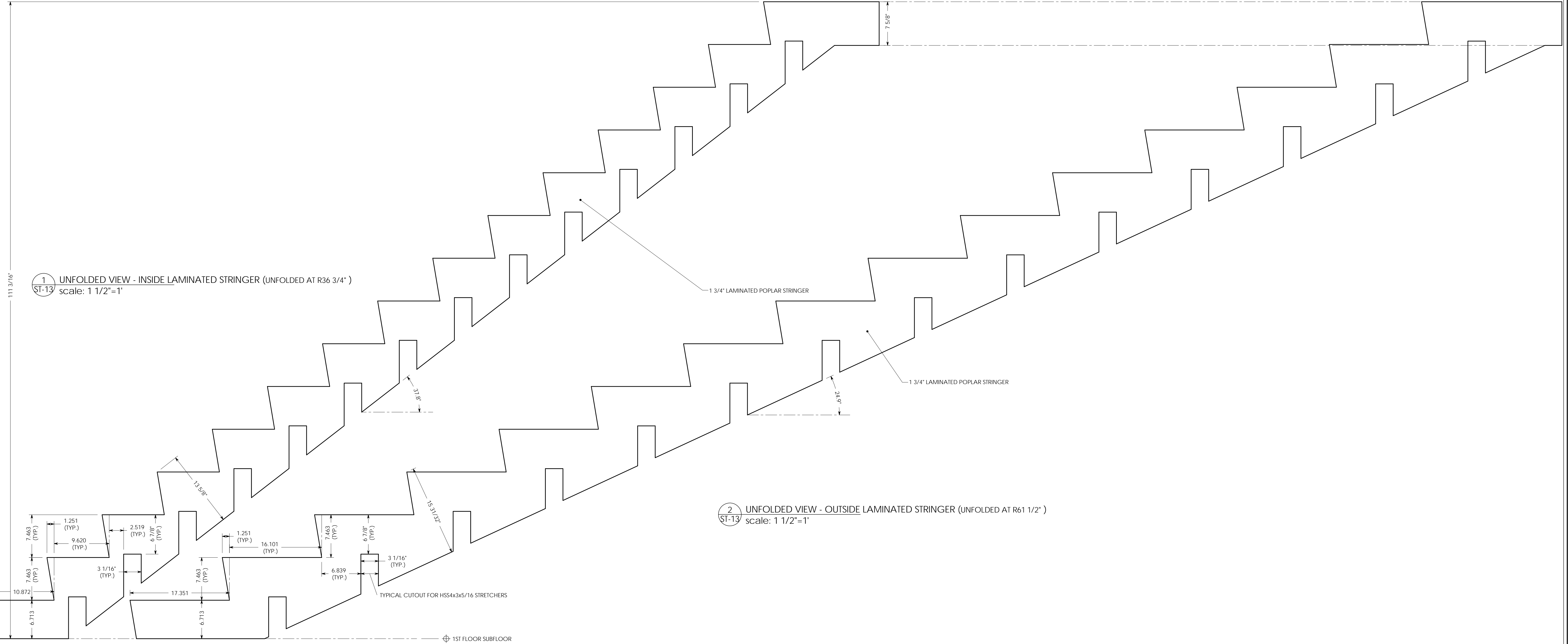
NOTES:

- THESE DRAWINGS ARE FOR THE DESIGN CONFIRMATION LEADING TO THE CO-ORDINATION OF:
 - STRUCTURAL STEEL FABRICATION AND INSTALLATION AS RELATES TO THE CURRENT STAIR CONTRACT.
 - WOOD STAIR COMPONENT FABRICATION AND INSTALLATION.
 - HANDRAIL AND BALUSTRADE FABRICATION AND INSTALLATION
- THESE DRAWINGS REQUIRE APPROVAL BY A STRUCTURAL ENGINEER AND ARCHITECT BEFORE COMMENCING CONSTRUCTION.
- GC AND _____ TO VERIFY ALL DIMENSIONS BEFORE COMMENCING CONSTRUCTION.
- BECAUSE THESE DRAWINGS ARE PART OF A 3D MODEL AND ARE A CAREFULLY ENGINEERED VEHICLE FOR THE LAYOUT OF DESIGN RECEIVED THROUGH THIS PROJECT'S ARCHITECTURAL DRAWINGS, VERBAL DISCUSSIONS, CORRESPONDANCE AND CORRECTIONS, WE ASK THAT THEY **NOT BE USED AS A VEHICLE FOR DESIGN**.
- THESE DRAWINGS ARE LAYOUT AND FABRICATION DETAILS USED BY _____ FOR THE CONSTRUCTION OF THE PROJECT DESCRIBED HEREIN AND ARE TO SERVE AS AN ATTACHMENT TO THE PROJECT'S ARCHITECTURAL DRAWINGS AND SPECIFICATIONS. UPON ARCHITECT'S APPROVAL THE DETAILS IN THESE DRAWINGS WILL SUPERCEDE THOSE SHOWN IN THE PROJECT'S ARCHITECTURAL SET. THESE DRAWINGS ARE INSTRUMENTS OF SERVICE AND FABRICATION AND REMAIN THE PROPERTY OF SHORELINE PARAMETERS AND ARE NOT TO BE USED WHOLE OR IN PART WITHOUT ITS CONSENT.

RESIDENCE
SPORTS BARN STAIR #2 SHOP DRAWINGS
ARCHITECT -
GC -

SCALE - AS NOTED
DRAWING BY: RC
DATE - 06/30/08
REVISED - 09/18/08

ST-12



1 UNFOLDED VIEW - INSIDE LAMINATED STRINGER (UNFOLDED AT R36 3/4")
 ST-13 scale: 1 1/2"=1'

2 UNFOLDED VIEW - OUTSIDE LAMINATED STRINGER (UNFOLDED AT R61 1/2")
 ST-13 scale: 1 1/2"=1'

LAYOUT NOTES:
 1) UPON APPROVAL OF THESE DRAWINGS, (2) FULL SIZE MDF TEMPLATES WILL BE PRODUCED OF THIS PROJECT'S FLOOR PLAN - (1) FOR THE JOBSITE AND (1) FOR THE SHOP.

RECORD SET

per PROJECT SET dated 5/28/2008
 MARKED 'ISSUED FOR CONSTRUCTION'

SYMBOLS AND ABBREVIATIONS:

- ☒ - FIELD DIMENSION POINT (FRAMING)
- VIF - VERIFY IN FIELD
- B.O. - BY OTHERS
- U.O.N. - UNLESS OTHERWISE NOTED
- GWB - GYPSUM WALL BOARD
- SIM. - SIMILAR

ARCHITECT, PLEASE SPECIFY:

- MATERIALS:**
- HANDRAIL - METAL, B.O.
 - STRINGERS - STRUCTURAL ONLY, SEE SECTIONS
 - TREADS - EUROPEAN WHITE OAK, SUPPLIED BY G.C.
 - RISERS - EUROPEAN WHITE OAK, SUPPLIED BY G.C.
 - BALUSTRADE - 1/2" GLASS
 - ALUMINUM GLASS SHOE - #1143 BY JULIUS BLUM
 - DIELECTRIC SHIM - 1/2" PHENOLIC

- HARDWARE:**
- HANDRAIL BRACKETS - CUSTOM, B.O.
- FINISH:**
- STAIR FINISHING NOT INCLUDED

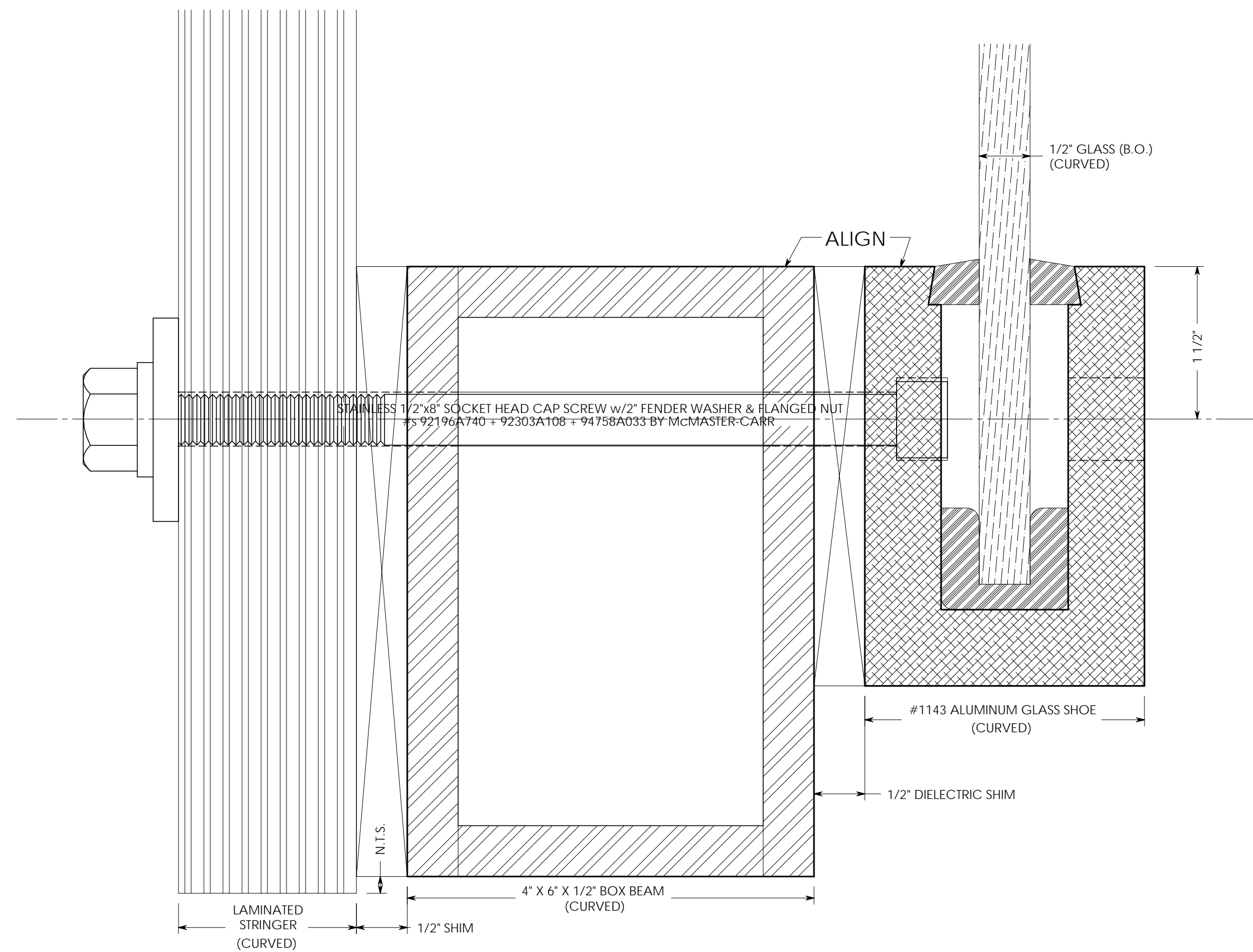
NOTES:

- 1) THESE DRAWINGS ARE FOR THE DESIGN CONFIRMATION LEADING TO THE CO-ORDINATION OF:
 - STRUCTURAL STEEL FABRICATION AND INSTALLATION AS RELATES TO THE CURRENT STAIR CONTRACT.
 - WOOD STAIR COMPONENT FABRICATION AND INSTALLATION.
 - HANDRAIL AND BALUSTRADE FABRICATION AND INSTALLATION
- 2) THESE DRAWINGS REQUIRE APPROVAL BY A STRUCTURAL ENGINEER AND ARCHITECT BEFORE COMMENCING CONSTRUCTION.
- 3) GC AND _____ TO VERIFY ALL DIMENSIONS BEFORE COMMENCING CONSTRUCTION.
- 4) BECAUSE THESE DRAWINGS ARE PART OF A 3D MODEL AND ARE A CAREFULLY ENGINEERED VEHICLE FOR THE LAYOUT OF DESIGN RECEIVED THROUGH THIS PROJECT'S ARCHITECTURAL DRAWINGS, VERBAL DISCUSSIONS, CORRESPONDANCE AND CORRECTIONS, WE ASK THAT THEY **NOT BE USED AS A VEHICLE FOR DESIGN**.
- 5) THESE DRAWINGS ARE LAYOUT AND FABRICATION DETAILS USED BY _____ FOR THE CONSTRUCTION OF THE PROJECT DESCRIBED HEREIN AND ARE TO SERVE AS AN ATTACHMENT TO THE PROJECT'S ARCHITECTURAL DRAWINGS AND SPECIFICATIONS. UPON ARCHITECT'S APPROVAL THE DETAILS IN THESE DRAWINGS WILL SUPERSEDE THOSE SHOWN IN THE PROJECT'S ARCHITECTURAL SET. THESE DRAWINGS ARE INSTRUMENTS OF SERVICE AND FABRICATION AND REMAIN THE PROPERTY OF SHORELINE PARAMETERS AND ARE NOT TO BE USED WHOLE OR IN PART WITHOUT ITS CONSENT.

RESIDENCE
 SPORTS BARN STAIR #2 SHOP DRAWINGS
 ARCHITECT -
 GC -

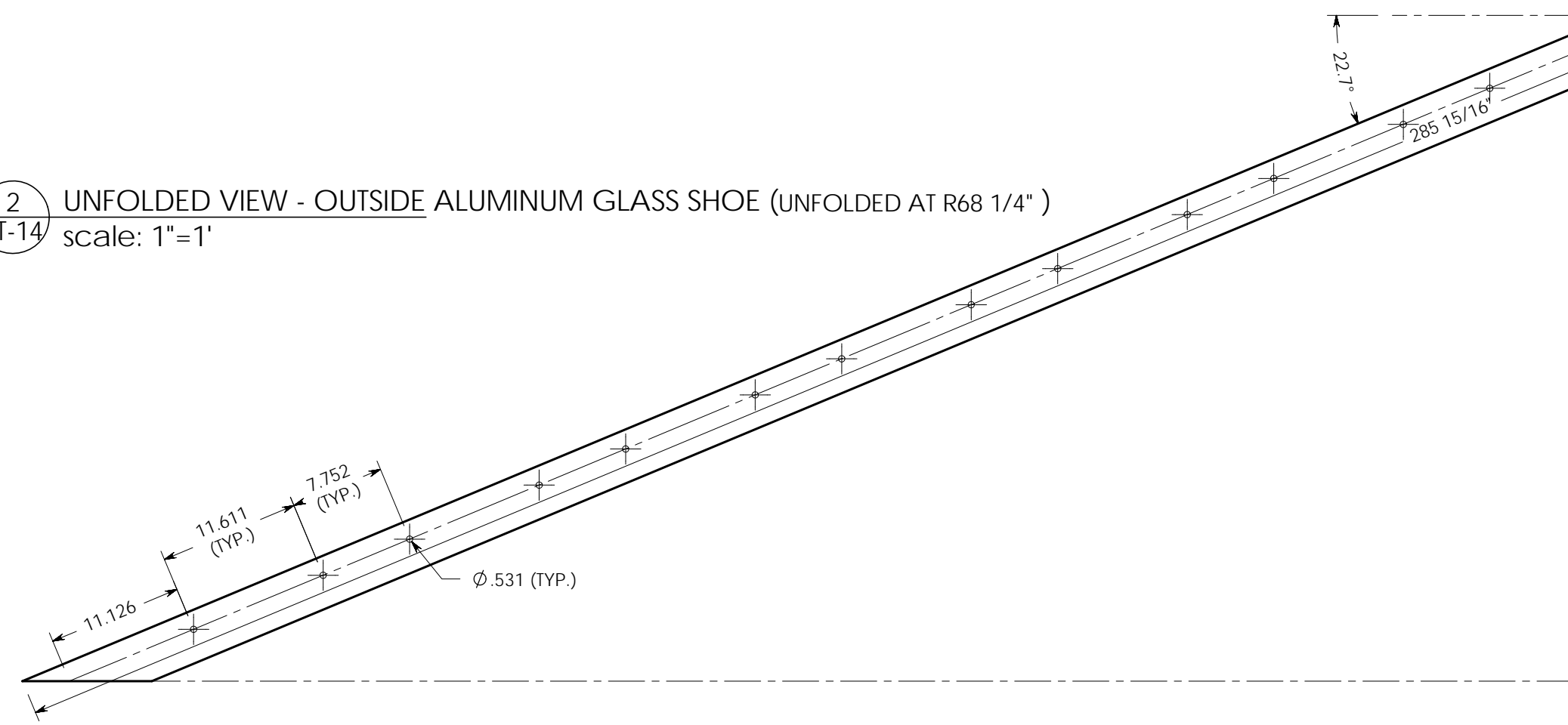
SCALE - AS NOTED
 DRAWING BY: RC
 DATE - 06/30/08
 REVISED - 09/18/08

ST-13

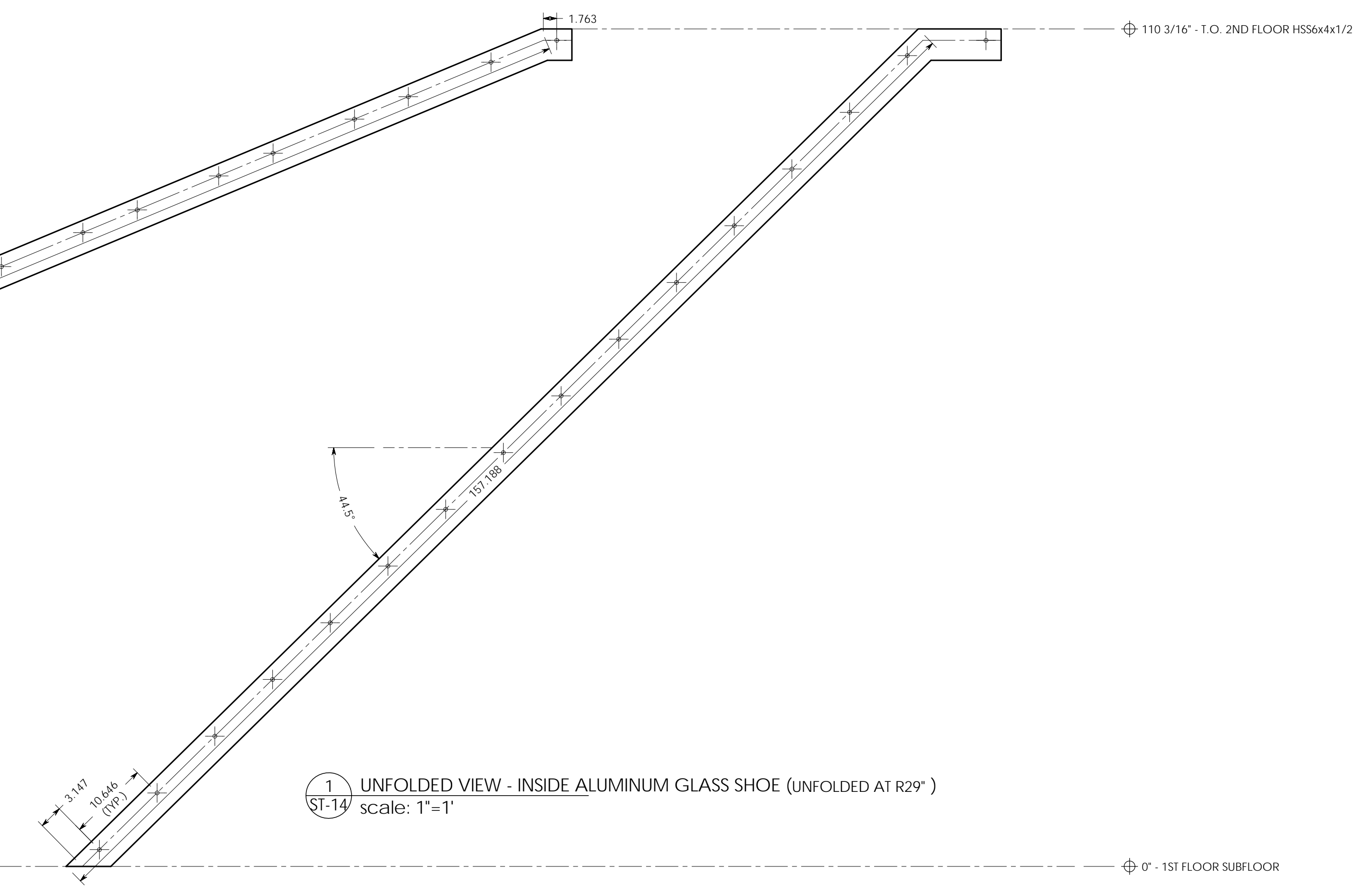


3 NORMAL SECTION THRU GLASS SHOE, STEEL STRINGER & WOOD STRINGER
ST-14 scale: FULL

2 UNFOLDED VIEW - OUTSIDE ALUMINUM GLASS SHOE (UNFOLDED AT R68 1/4")
ST-14 scale: 1"=1'



1 UNFOLDED VIEW - INSIDE ALUMINUM GLASS SHOE (UNFOLDED AT R29")
ST-14 scale: 1"=1'



RECORD SET

per PROJECT SET dated 5/28/2008
MARKED "ISSUED FOR CONSTRUCTION"

SYMBOLS AND ABBREVIATIONS:

- FIELD DIMENSION POINT (FRAMING)
- V.F. - VERIFY IN FIELD
- B.O. - BY OTHERS
- U.O.N. - UNLESS OTHERWISE NOTED
- GWB - GYPSUM WALL BOARD
- SIM. - SIMILAR

ARCHITECT, PLEASE SPECIFY:

- MATERIALS:**
- HANDRAIL - METAL, B.O.
 - STRINGERS - STRUCTURAL ONLY, SEE SECTIONS
 - TREADS - EUROPEAN WHITE OAK, SUPPLIED BY G.C.
 - RISERS - EUROPEAN WHITE OAK, SUPPLIED BY G.C.
 - BALUSTRADE - 1/2" GLASS
 - ALUMINUM GLASS SHOE - #1143 BY JULIUS BLUM
 - DIELECTRIC SHIM - 1/2" PHENOLIC

- HARDWARE:**
- HANDRAIL BRACKETS - CUSTOM, B.O.
- FINISH:**
- STAIR FINISHING NOT INCLUDED

NOTES:

- 1) THESE DRAWINGS ARE FOR THE DESIGN CONFIRMATION LEADING TO THE CO-ORDINATION OF:
 - STRUCTURAL STEEL FABRICATION AND INSTALLATION AS RELATES TO THE CURRENT STAIR CONTRACT.
 - WOOD STAIR COMPONENT FABRICATION AND INSTALLATION.
 - HANDRAIL AND BALUSTRADE FABRICATION AND INSTALLATION
- 2) THESE DRAWINGS REQUIRE APPROVAL BY A STRUCTURAL ENGINEER AND ARCHITECT BEFORE COMMENCING CONSTRUCTION.
- 3) GC AND _____ TO VERIFY ALL DIMENSIONS BEFORE COMMENCING CONSTRUCTION.
- 4) BECAUSE THESE DRAWINGS ARE PART OF A 3D MODEL AND ARE A CAREFULLY ENGINEERED VEHICLE FOR THE LAYOUT OF DESIGN RECEIVED THROUGH THIS PROJECT'S ARCHITECTURAL DRAWINGS, VERBAL DISCUSSIONS, CORRESPONDANCE AND CORRECTIONS, WE ASK THAT THEY **NOT BE USED AS A VEHICLE FOR DESIGN**.
- 5) THESE DRAWINGS ARE LAYOUT AND FABRICATION DETAILS USED BY _____ FOR THE CONSTRUCTION OF THE PROJECT DESCRIBED HEREIN AND ARE TO SERVE AS AN ATTACHMENT TO THE PROJECT'S ARCHITECTURAL DRAWINGS AND SPECIFICATIONS. UPON ARCHITECT'S APPROVAL, THE DETAILS IN THESE DRAWINGS WILL SUPERSEDE THOSE SHOWN IN THE PROJECT'S ARCHITECTURAL SET. THESE DRAWINGS ARE INSTRUMENTS OF SERVICE AND FABRICATION AND REMAIN THE PROPERTY OF SHORELINE PARAMETERS AND ARE NOT TO BE USED WHOLE OR IN PART WITHOUT ITS CONSENT.

RESIDENCE
SPORTS BARN STAIR #2 SHOP DRAWINGS
ARCHITECT -
GC -

SCALE - AS NOTED
DRAWING BY: RC
DATE - 06/30/08
REVISED - 09/18/08

ST-14