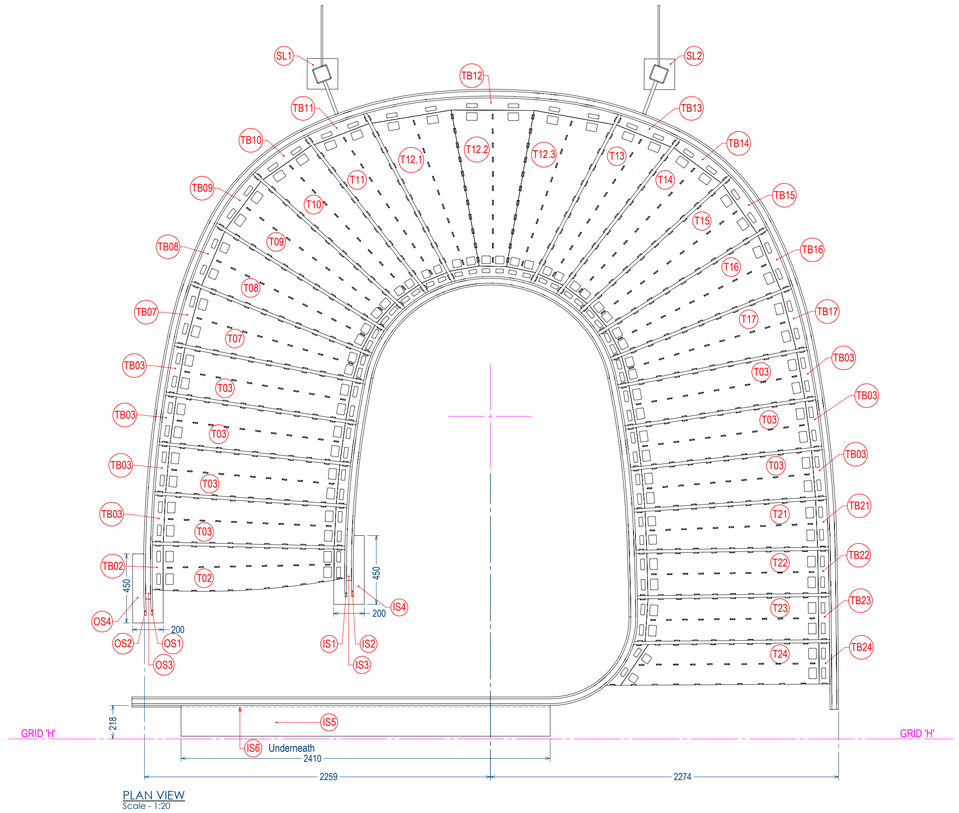

PLAN VIEW
Scale - 1:20

Page Number	#	Qty.	Description	Material	Remarks
	OS	1	Outside Steel Stringer Subassembly		
02	OS1	1	Outside Stringer/Inner Plate	12mm Cold Rolled Steel	
06	OS2	1	Outside Stringer/Outer Plate	12mm Cold Rolled Steel	
08	OS3	1	Outside Stringer Infill	6mm Cold Rolled Steel	
03	IS	1	Inside Steel Stringer Subassembly		
03	IS1	1	Inside Stringer/Inner Plate	12mm Cold Rolled Steel	
07	IS2	1	Inside Stringer/Outer Plate	12mm Cold Rolled Steel	
09	IS3	1	Inside Stringer Infill	6mm Cold Rolled Steel	
04	TB02	1	Tread #02→Stringer Blocking	6mm Cold Rolled Steel	Welded to OS1 & IS1
04	TB03	7	Tread #03-06 & 18-20→Stringer Blocking	6mm Cold Rolled Steel	Welded to OS1 & IS1 Duplicates at Tread #03-06 & 18-20
04	TB07	1	Tread #07→Stringer Blocking	6mm Cold Rolled Steel	Welded to OS1 & IS1
04	TB08	1	Tread #08→Stringer Blocking	6mm Cold Rolled Steel	Welded to OS1 & IS1
04	TB09	1	Tread #09→Stringer Blocking	6mm Cold Rolled Steel	Welded to OS1 & IS1
04	TB10	1	Tread #10→Stringer Blocking	6mm Cold Rolled Steel	Welded to OS1 & IS1
04	TB11	1	Tread #11→Stringer Blocking	6mm Cold Rolled Steel	Welded to OS1 & IS1
04	TB12	1	Tread #012→Stringer Blocking	6mm Cold Rolled Steel	Welded to OS1 & IS1
04	TB13	1	Tread #13→Stringer Blocking	6mm Cold Rolled Steel	Welded to OS1 & IS1
04	TB14	1	Tread #14→Stringer Blocking	6mm Cold Rolled Steel	Welded to OS1 & IS1
04	TB15	1	Tread #15→Stringer Blocking	6mm Cold Rolled Steel	Welded to OS1 & IS1
04	TB16	1	Tread #16→Stringer Blocking	6mm Cold Rolled Steel	Welded to OS1 & IS1
04	TB17	1	Tread #17→Stringer Blocking	6mm Cold Rolled Steel	Welded to OS1 & IS1
04	TB21	1	Tread #21→Stringer Blocking	6mm Cold Rolled Steel	Welded to OS1 & IS1
04	TB22	1	Tread #22→Stringer Blocking	6mm Cold Rolled Steel	Welded to OS1 & IS1
04	TB23	1	Tread #23→Stringer Blocking	6mm Cold Rolled Steel	Welded to OS1 & IS1
04	TB24	1	Tread #24→Stringer Blocking	6mm Cold Rolled Steel	Welded to OS1 & IS1
05	T02	1	Tread #02	6mm Cold Rolled Steel	
05	T03	7	Tread #03-06 & 18-20	6mm Cold Rolled Steel	For tread #03-06 & 18-20
05	T07	1	Tread #07	6mm Cold Rolled Steel	
05	T08	1	Tread #08	6mm Cold Rolled Steel	
05	T09	1	Tread #09	6mm Cold Rolled Steel	
05	T10	1	Tread #10	6mm Cold Rolled Steel	
05	T11	1	Tread #11	6mm Cold Rolled Steel	
05	T12.1	1	Tread #12.1	6mm Cold Rolled Steel	
05	T12.2	1	Tread #12.2	6mm Cold Rolled Steel	
05	T12.3	1	Tread #12.3	6mm Cold Rolled Steel	
05	T13	1	Tread #13	6mm Cold Rolled Steel	
05	T14	1	Tread #14	6mm Cold Rolled Steel	
05	T15	1	Tread #15	6mm Cold Rolled Steel	
05	T16	1	Tread #16	6mm Cold Rolled Steel	
05	T17	1	Tread #17	6mm Cold Rolled Steel	
05	T21	1	Tread #21	6mm Cold Rolled Steel	
05	T22	1	Tread #22	6mm Cold Rolled Steel	
05	T23	1	Tread #23	6mm Cold Rolled Steel	
05	T24	1	Tread #24	6mm Cold Rolled Steel	
10	OGB	1	Outside Glass Balustrade Assembly	12.5mm Toughened & Laminated Low Iron Glass	
11	IGB	1	Inside Glass Balustrade Assembly	12.5mm Toughened & Laminated Low Iron Glass	
12	SL1	1	Lower Stringer Support Leg	Steel	
12	SL2	1	Upper Stringer Support Leg	Steel	

Sub-assembly Parts List
DWG FILES TO BE FURNISHED FOR ALL PARTS

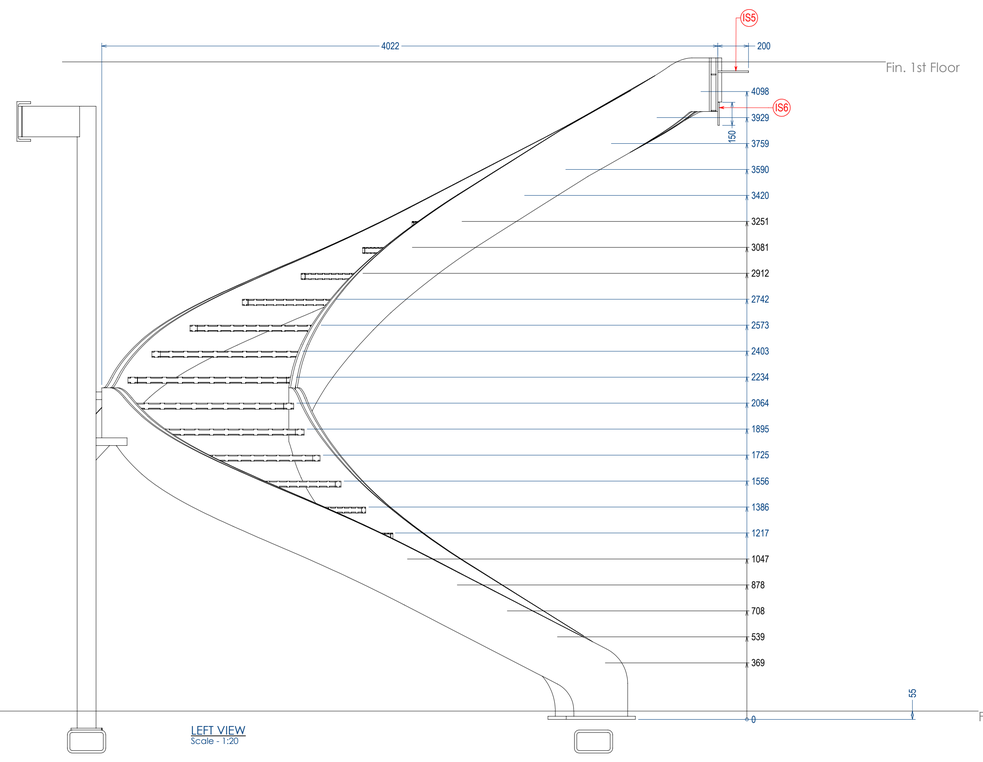

LEFT VIEW
Scale - 1:20

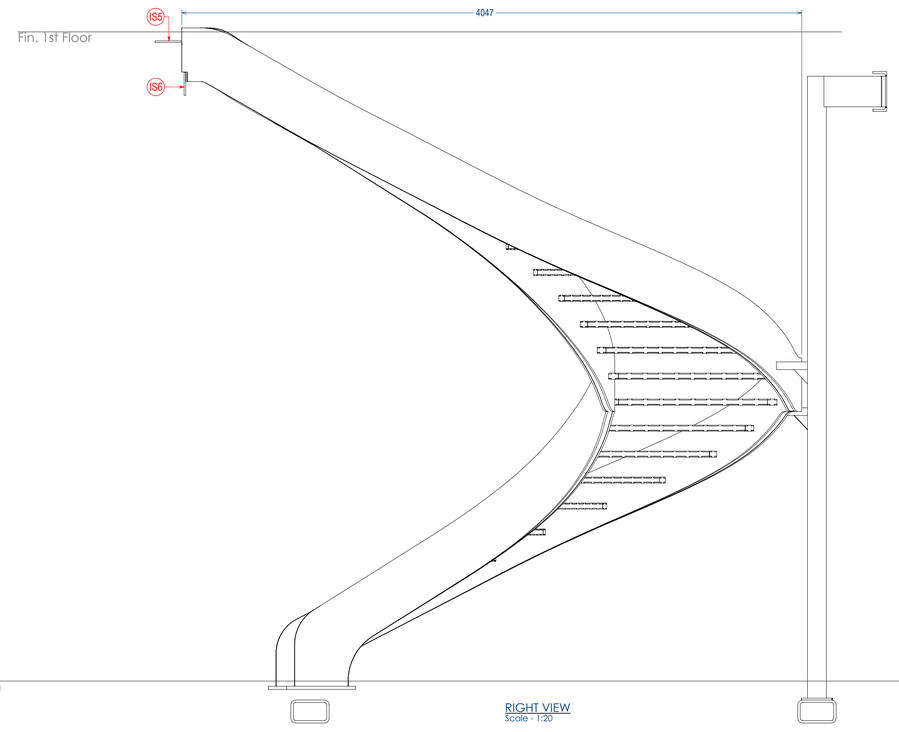

RIGHT VIEW
Scale - 1:20

Drawings Issued For:
Fabrication

Project Name

Project Scope

Drawing Number
54565-01
(of 12 sheets)

Revision
D

Drawing Title
Steel Stair
Subassembly Breakdown

Date	Drawn By	Page Size
8/2/23	RC	A1

Drawings generated in SolidWorks® by Shoreline Parametrics
+44 02039 838006 (UK)
+01 (603) 651-0891 (US)
info@shorelineparametrics.com

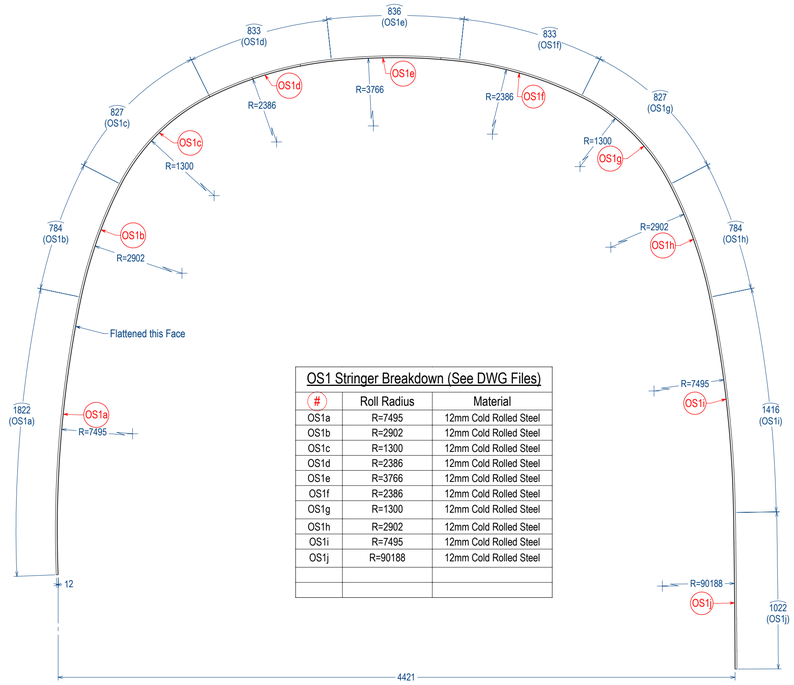

OS1 Stringer Breakdown (See DWG Files)		
#	Roll Radius	Material
OS1a	R=7495	12mm Cold Rolled Steel
OS1b	R=2902	12mm Cold Rolled Steel
OS1c	R=1300	12mm Cold Rolled Steel
OS1d	R=2386	12mm Cold Rolled Steel
OS1e	R=3766	12mm Cold Rolled Steel
OS1f	R=2386	12mm Cold Rolled Steel
OS1g	R=1300	12mm Cold Rolled Steel
OS1h	R=2902	12mm Cold Rolled Steel
OS1i	R=7495	12mm Cold Rolled Steel
OS1j	R=90188	12mm Cold Rolled Steel

OS1 Plan
Scale - 1:20



OS1 Flattened (at inside face)
Scale - 1:20

Drawings Issued For:
Fabrication

Project Name

Project Scope

Drawing Number
54565-02
(of 12 sheets)

Revision
D

Drawing Title
Part #OS1

OUTSIDE STRINGER

Date	Drawn By	Page Size
8/2/23	RC	A1

Drawings generated in SolidWorks® by Shoreline Parametrics
+44 02039 838006 (UK)
+01 (603) 651-0891 (US)
info@shorelineparametrics.com

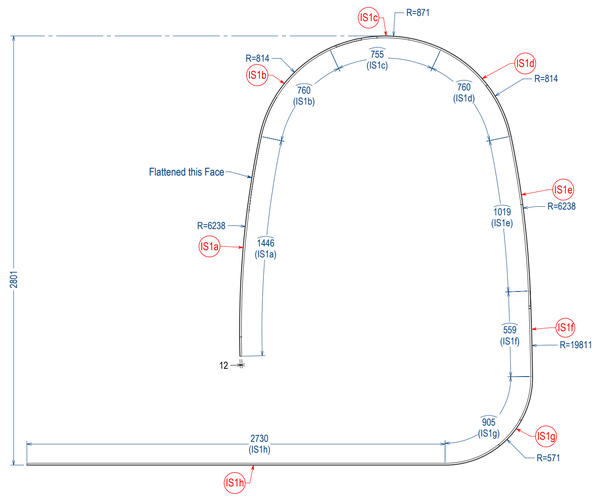

IS1 Plan
Scale - 1:20

IS1 Stringer Breakdown (See DWG Files)		
#	Roll Radius	Material
IS1a	R=6238	12mm Cold Rolled Steel
IS1b	R=814	12mm Cold Rolled Steel
IS1c	R=871	12mm Cold Rolled Steel
IS1d	R=814	12mm Cold Rolled Steel
IS1e	R=6238	12mm Cold Rolled Steel
IS1f	R=19811	12mm Cold Rolled Steel
IS1g	R=571	12mm Cold Rolled Steel
IS1h	-	12mm Cold Rolled Steel

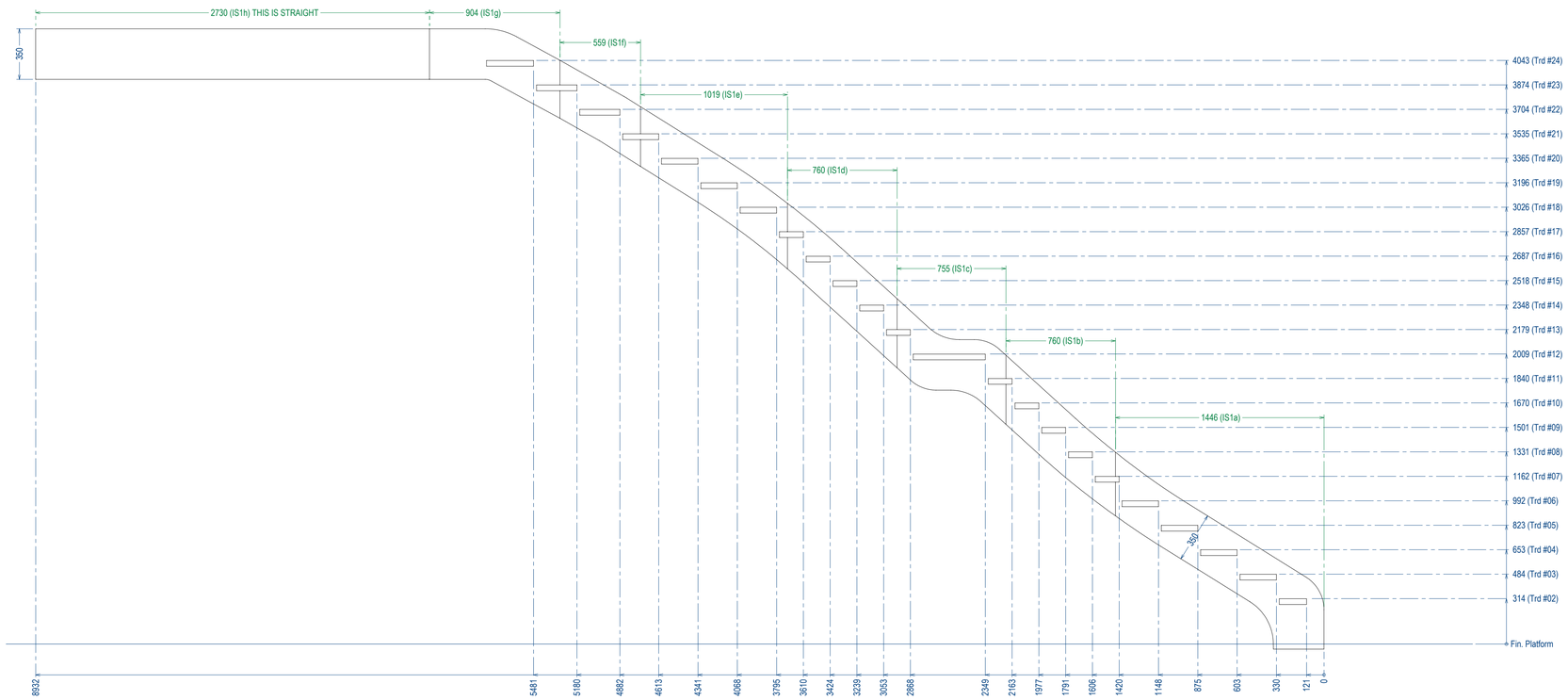

IS1 Flattened (at outside face)
Scale - 1:20

Drawings Issued For:
Fabrication

Project Name

Project Scope

Drawing Number
54565-03
(of 12 sheets)

Revision
D

Drawing Title
Part #IS1

INSIDE STRINGER

Date	Drawn By	Page Size
8/2/23	RC	A1

Drawings generated in SolidWorks® by Shoreline Parametrics
+44 02039 838006 (UK)
+01 (603) 651-0891 (US)
info@shorelineparametrics.com

Sub-assembly Parts List
DWG FILES TO BE FURNISHED FOR ALL PARTS

#	Qty.	Description	Material
OS1	1	Outside Stringer/Inner Plate	12mm Cold Rolled Steel
IS	1	Inside Stringer/Inner Plate	12mm Cold Rolled Steel
TB02	1	Tread #02→Stringer Blocking	
TB02a	1	Outside Top	6mm Cold Rolled Steel
TB02b	1	Outside Bottom	6mm Cold Rolled Steel
TB02c	1	Outside Front	6mm Cold Rolled Steel
TB02d	1	Outside Rear	6mm Cold Rolled Steel
TB02e	1	Outside End	6mm Cold Rolled Steel
TB02f	1	Inside Top	6mm Cold Rolled Steel
TB02g	1	Inside Bottom	6mm Cold Rolled Steel
TB02h	1	Inside Front	6mm Cold Rolled Steel
TB02i	1	Inside Rear	6mm Cold Rolled Steel
TB02j	1	Inside End	6mm Cold Rolled Steel
TB03	7	Tread #03-06 & 18-20→Stringer Blocking	
TB03a	7	Outside Top	6mm Cold Rolled Steel
TB03b	7	Outside Bottom	6mm Cold Rolled Steel
TB03c	7	Outside Front	6mm Cold Rolled Steel
TB03d	7	Outside Rear	6mm Cold Rolled Steel
TB03e	7	Outside End	6mm Cold Rolled Steel
TB03f	7	Inside Top	6mm Cold Rolled Steel
TB03g	7	Inside Bottom	6mm Cold Rolled Steel
TB03h	14	Inside Front & Rear	6mm Cold Rolled Steel
TB03j	7	Inside End	6mm Cold Rolled Steel
TB07	1	Tread #07→Stringer Blocking	
TB07a	1	Outside Top	6mm Cold Rolled Steel
TB07b	1	Outside Bottom	6mm Cold Rolled Steel
TB07c	1	Outside Front	6mm Cold Rolled Steel
TB07d	1	Outside Back	6mm Cold Rolled Steel
TB07e	1	Outside End	6mm Cold Rolled Steel
TB07f	1	Inside Top	6mm Cold Rolled Steel
TB07g	1	Inside Bottom	6mm Cold Rolled Steel
TB07h	1	Inside Front	6mm Cold Rolled Steel
TB07i	1	Inside Rear	6mm Cold Rolled Steel
TB07j	1	Inside End	6mm Cold Rolled Steel
TB08	1	Tread #08→Stringer Blocking	
TB08a	1	Outside Top	6mm Cold Rolled Steel
TB08b	1	Outside Bottom	6mm Cold Rolled Steel
TB08c	1	Outside Front	6mm Cold Rolled Steel
TB08d	1	Outside Rear	6mm Cold Rolled Steel
TB08e	1	Outside End	6mm Cold Rolled Steel
TB08f	1	Inside Top	6mm Cold Rolled Steel
TB08g	1	Inside Bottom	6mm Cold Rolled Steel
TB08h	1	Inside Front	6mm Cold Rolled Steel
TB08i	1	Inside Rear	6mm Cold Rolled Steel
TB08j	1	Inside End	6mm Cold Rolled Steel
TB09	1	Tread #09→Stringer Blocking	
TB09a	1	Outside Top	6mm Cold Rolled Steel
TB09b	1	Outside Bottom	6mm Cold Rolled Steel
TB09c	1	Outside Front	6mm Cold Rolled Steel
TB09d	1	Outside Rear	6mm Cold Rolled Steel
TB09e	1	Outside End	6mm Cold Rolled Steel
TB09f	1	Inside Top	6mm Cold Rolled Steel
TB09g	1	Inside Bottom	6mm Cold Rolled Steel
TB09h	1	Inside Front	6mm Cold Rolled Steel
TB09i	1	Inside Rear	6mm Cold Rolled Steel
TB09j	1	Inside End	6mm Cold Rolled Steel
TB10	1	Tread #10→Stringer Blocking	
TB10a	1	Outside Top	6mm Cold Rolled Steel
TB10b	1	Outside Bottom	6mm Cold Rolled Steel
TB10c	1	Outside Front	6mm Cold Rolled Steel
TB10d	1	Outside Rear	6mm Cold Rolled Steel
TB10e	1	Outside End	6mm Cold Rolled Steel
TB10f	1	Inside Top	6mm Cold Rolled Steel
TB10g	1	Inside Bottom	6mm Cold Rolled Steel
TB10h	1	Inside Front	6mm Cold Rolled Steel
TB10i	1	Inside Rear	6mm Cold Rolled Steel
TB10j	1	Inside End	6mm Cold Rolled Steel
TB11	1	Tread #11→Stringer Blocking	
TB11a	1	Outside Top	6mm Cold Rolled Steel
TB11b	1	Outside Bottom	6mm Cold Rolled Steel
TB11c	1	Outside Front	6mm Cold Rolled Steel
TB11d	1	Outside Rear	6mm Cold Rolled Steel
TB11e	1	Outside End	6mm Cold Rolled Steel
TB11f	1	Inside Top	6mm Cold Rolled Steel
TB11g	1	Inside Bottom	6mm Cold Rolled Steel
TB11h	1	Inside Front	6mm Cold Rolled Steel
TB11i	1	Inside Rear	6mm Cold Rolled Steel
TB11j	1	Inside End	6mm Cold Rolled Steel
TB12	1	Tread #012→Stringer Blocking	
TB12a	1	Outside Top	6mm Cold Rolled Steel
TB12b	1	Outside Bottom	6mm Cold Rolled Steel
TB12c	1	Outside Front	6mm Cold Rolled Steel
TB12d	1	Outside Rear	6mm Cold Rolled Steel
TB12e1	1	Outside End #1	6mm Cold Rolled Steel
TB12e2	1	Outside End #2	6mm Cold Rolled Steel
TB12e3	1	Outside End #3	6mm Cold Rolled Steel
TB12f	1	Inside Top	6mm Cold Rolled Steel
TB12g	1	Inside Bottom	6mm Cold Rolled Steel
TB12h	1	Inside Front	6mm Cold Rolled Steel
TB12i	1	Inside Rear	6mm Cold Rolled Steel
TB12j1	1	Inside End #1	6mm Cold Rolled Steel
TB12j2	1	Inside End #2	6mm Cold Rolled Steel
TB12j3	1	Inside End #3	6mm Cold Rolled Steel
TB13	1	Tread #13→Stringer Blocking	
TB13a	1	Outside Top	6mm Cold Rolled Steel
TB13b	1	Outside Bottom	6mm Cold Rolled Steel
TB13c	1	Outside Front	6mm Cold Rolled Steel
TB13d	1	Outside Rear	6mm Cold Rolled Steel
TB13e	1	Outside End	6mm Cold Rolled Steel
TB13f	1	Inside Top	6mm Cold Rolled Steel
TB13g	1	Inside Bottom	6mm Cold Rolled Steel
TB13h	1	Inside Front	6mm Cold Rolled Steel
TB13i	1	Inside Rear	6mm Cold Rolled Steel
TB13j	1	Inside End	6mm Cold Rolled Steel
TB14	1	Tread #14→Stringer Blocking	
TB14a	1	Outside Top	6mm Cold Rolled Steel
TB14b	1	Outside Bottom	6mm Cold Rolled Steel
TB14c	1	Outside Front	6mm Cold Rolled Steel
TB14d	1	Outside Rear	6mm Cold Rolled Steel
TB14e	1	Outside End	6mm Cold Rolled Steel
TB14f	1	Inside Top	6mm Cold Rolled Steel
TB14g	1	Inside Bottom	6mm Cold Rolled Steel
TB14h	1	Inside Front	6mm Cold Rolled Steel
TB14i	1	Inside Rear	6mm Cold Rolled Steel
TB14j	1	Inside End	6mm Cold Rolled Steel

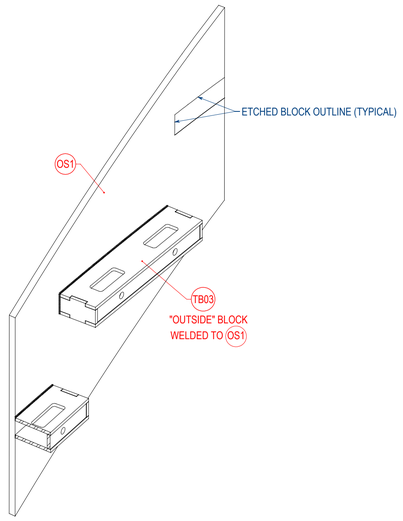

Section A (Outside Tread Block Fixing)
Scale - 1:5

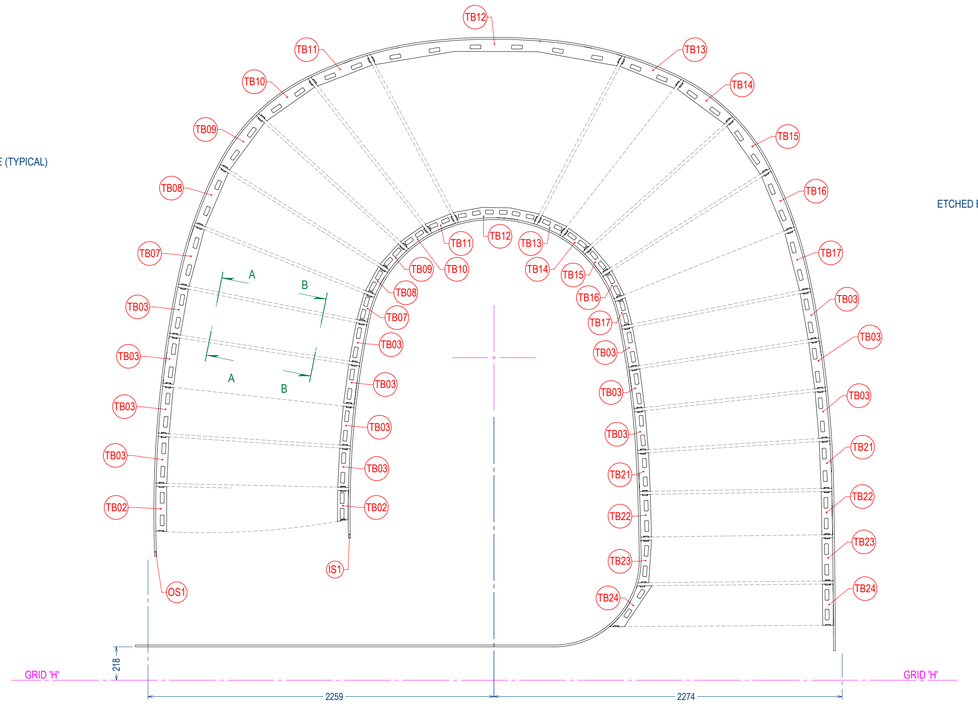

Plan - Tread Block Layout
Scale - 1:20

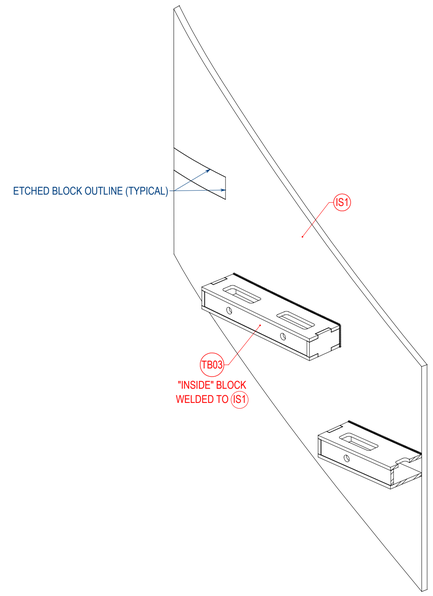

Section B (Inside Tread Block Fixing)
Scale - 1:5

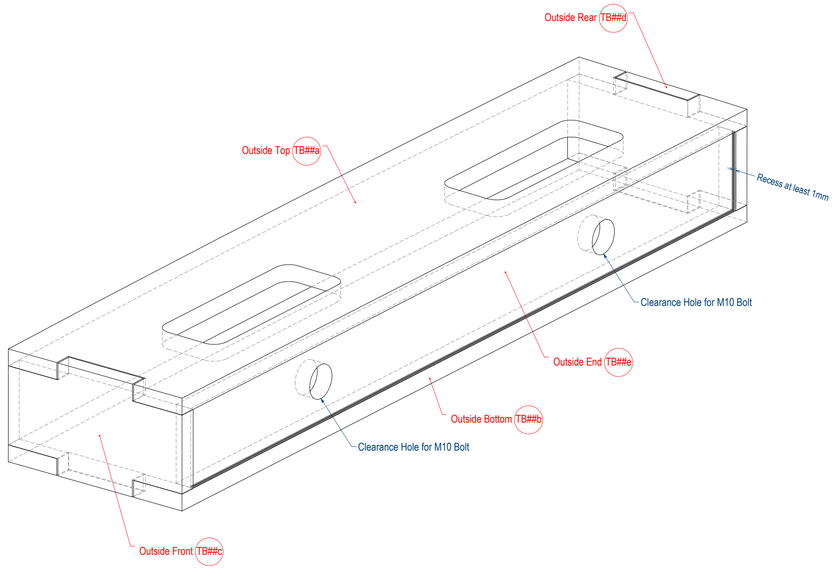

Typical Outside Tread Block Subassembly
Scale - 1:1

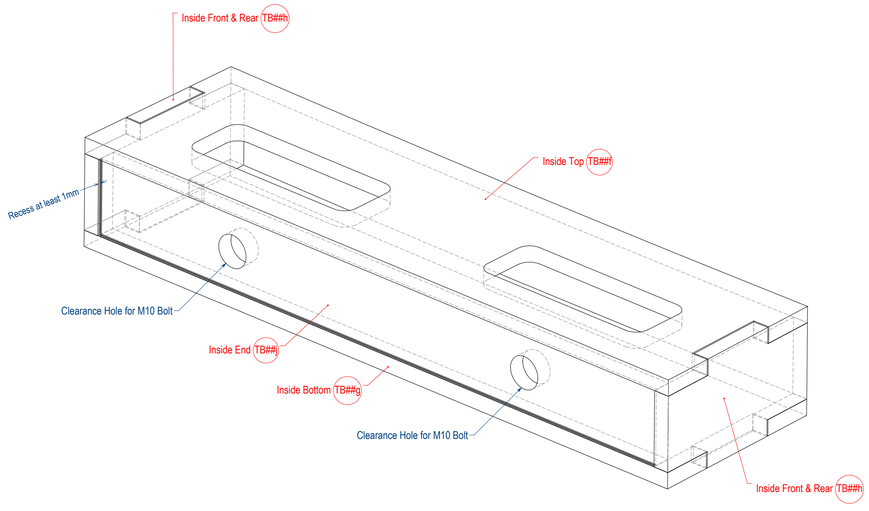

Typical Inside Tread Block Subassembly
Scale - 1:1

Sub-assembly Parts List
DWG FILES TO BE FURNISHED FOR ALL PARTS

#	Qty.	Description	Material
TB15	1	Tread #15→Stringer Blocking	
TB15a	1	Outside Top	6mm Cold Rolled Steel
TB15b	1	Outside Bottom	6mm Cold Rolled Steel
TB15c	1	Outside Front	6mm Cold Rolled Steel
TB15d	1	Outside Rear	6mm Cold Rolled Steel
TB15e	1	Outside End	6mm Cold Rolled Steel
TB15f	1	Inside Top	6mm Cold Rolled Steel
TB15g	1	Inside Bottom	6mm Cold Rolled Steel
TB15h	1	Inside Front	6mm Cold Rolled Steel
TB15i	1	Inside Rear	6mm Cold Rolled Steel
TB15j	1	Inside End	6mm Cold Rolled Steel
TB16	1	Tread #16→Stringer Blocking	
TB16a	1	Outside Top	6mm Cold Rolled Steel
TB16b	1	Outside Bottom	6mm Cold Rolled Steel
TB16c	1	Outside Front	6mm Cold Rolled Steel
TB16d	1	Outside Rear	6mm Cold Rolled Steel
TB16e	1	Outside End	6mm Cold Rolled Steel
TB16f	1	Inside Top	6mm Cold Rolled Steel
TB16g	1	Inside Bottom	6mm Cold Rolled Steel
TB16h	1	Inside Front	6mm Cold Rolled Steel
TB16i	1	Inside Rear	6mm Cold Rolled Steel
TB16j	1	Inside End	6mm Cold Rolled Steel
TB17	1	Tread #17→Stringer Blocking	
TB17a	1	Outside Top	6mm Cold Rolled Steel
TB17b	1	Outside Bottom	6mm Cold Rolled Steel
TB17c	1	Outside Front	6mm Cold Rolled Steel
TB17d	1	Outside Rear	6mm Cold Rolled Steel
TB17e	1	Outside End	6mm Cold Rolled Steel
TB17f	1	Inside Top	6mm Cold Rolled Steel
TB17g	1	Inside Bottom	6mm Cold Rolled Steel
TB17h	1	Inside Front	6mm Cold Rolled Steel
TB17i	1	Inside Rear	6mm Cold Rolled Steel
TB17j	1	Inside End	6mm Cold Rolled Steel
TB21	1	Tread #21→Stringer Blocking	
TB21a	1	Outside Top	6mm Cold Rolled Steel
TB21b	1	Outside Bottom	6mm Cold Rolled Steel
TB21c	2	Outside Front & Rear	6mm Cold Rolled Steel
TB21e	1	Outside End	6mm Cold Rolled Steel
TB21f	1	Inside Top	6mm Cold Rolled Steel
TB21g	1	Inside Bottom	6mm Cold Rolled Steel
TB21h	2	Inside Front & Rear	6mm Cold Rolled Steel
TB21i	1	Inside End	6mm Cold Rolled Steel
TB22	1	Tread #22→Stringer Blocking	
TB22a	1	Outside Top	6mm Cold Rolled Steel
TB22b	1	Outside Bottom	6mm Cold Rolled Steel
TB22c	2	Outside Front & Rear	6mm Cold Rolled Steel
TB22e	1	Outside End	6mm Cold Rolled Steel
TB22f	1	Inside Top	6mm Cold Rolled Steel
TB22g	1	Inside Bottom	6mm Cold Rolled Steel
TB22h	1	Inside Front	6mm Cold Rolled Steel
TB22i	1	Inside Rear	6mm Cold Rolled Steel
TB22j	1	Inside End	6mm Cold Rolled Steel
TB23	1	Tread #23→Stringer Blocking	
TB23a	1	Outside Top	6mm Cold Rolled Steel
TB23b	1	Outside Bottom	6mm Cold Rolled Steel
TB23c	2	Outside Front & Rear	6mm Cold Rolled Steel
TB23e	1	Outside End	6mm Cold Rolled Steel
TB23f	1	Inside Top	6mm Cold Rolled Steel
TB23g	1	Inside Bottom	6mm Cold Rolled Steel
TB23h	1	Inside Front	6mm Cold Rolled Steel
TB23i	1	Inside Rear	6mm Cold Rolled Steel
TB23j	1	Inside End	6mm Cold Rolled Steel
TB24	1	Tread #24→Stringer Blocking	
TB24a	1	Outside Top	6mm Cold Rolled Steel
TB24b	1	Outside Bottom	6mm Cold Rolled Steel
TB24c	2	Outside Front & Rear	6mm Cold Rolled Steel
TB24e	1	Outside End	6mm Cold Rolled Steel
TB24f	1	Inside Top	6mm Cold Rolled Steel
TB24g	1	Inside Bottom	6mm Cold Rolled Steel
TB24h	1	Inside Front	6mm Cold Rolled Steel
TB24i	1	Inside Rear	6mm Cold Rolled Steel
TB24j	1	Inside End	6mm Cold Rolled Steel

Drawings Issued For:
Fabrication

Project Name

Project Scope

Drawing Number: 54565-04 (of 12 sheets)

Revision: D

Drawing Title
Steel Stair
Tread Blocks

Date	Drawn By	Page Size
8/2/23	RC	A1

Drawings generated in SolidWorks® by Shoreline Parametrics
+44 (0)139 838006 (UK)
+01 (603) 651-0891 (US)
info@shorelineparametrics.com

Sub-assembly Parts List
DWG FILES TO BE FURNISHED FOR ALL PARTS

#	Qty.	Description	Material
T02	1	Tread #02	
T02a	1	Tread Top	6mm Cold Rolled Steel
T02b	1	Tread Bottom	6mm Cold Rolled Steel
T02c	1	Tread Front	6mm Cold Rolled Steel
T02d	1	Tread Middle Rib	6mm Cold Rolled Steel
T02e	1	Tread Rear	6mm Cold Rolled Steel
T02f	1	Tread Outside End	6mm Cold Rolled Steel
T02g	1	Tread Inside End	6mm Cold Rolled Steel
T03	7	Tread #03-06 & 18-20	
T03a	7	Tread Top	6mm Cold Rolled Steel
T03b	7	Tread Bottom	6mm Cold Rolled Steel
T03c	14	Tread Front & Back	6mm Cold Rolled Steel
T03d	7	Tread Middle Rib	6mm Cold Rolled Steel
T03f	7	Tread Outside End	6mm Cold Rolled Steel
T03g	7	Tread Inside End	6mm Cold Rolled Steel
T07	1	Tread #07	
T07a	1	Tread Top	6mm Cold Rolled Steel
T07b	1	Tread Bottom	6mm Cold Rolled Steel
T07c	1	Tread Front	6mm Cold Rolled Steel
T07d	1	Tread Middle Rib	6mm Cold Rolled Steel
T07e	1	Tread Rear	6mm Cold Rolled Steel
T07f	1	Tread Outside End	6mm Cold Rolled Steel
T07g	1	Tread Inside End	6mm Cold Rolled Steel
T08	1	Tread #08	
T08a	1	Tread Top	6mm Cold Rolled Steel
T08b	1	Tread Bottom	6mm Cold Rolled Steel
T08c	1	Tread Front	6mm Cold Rolled Steel
T08d	1	Tread Middle Rib	6mm Cold Rolled Steel
T08e	1	Tread Rear	6mm Cold Rolled Steel
T08f	1	Tread Outside End	6mm Cold Rolled Steel
T08g	1	Tread Inside End	6mm Cold Rolled Steel
T09	1	Tread #09	
T09a	1	Tread Top	6mm Cold Rolled Steel
T09b	1	Tread Bottom	6mm Cold Rolled Steel
T09c	1	Tread Front	6mm Cold Rolled Steel
T09d	1	Tread Middle Rib	6mm Cold Rolled Steel
T09e	1	Tread Rear	6mm Cold Rolled Steel
T09f	1	Tread Outside End	6mm Cold Rolled Steel
T09g	1	Tread Inside End	6mm Cold Rolled Steel
T10	1	Tread #10	
T10a	1	Tread Top	6mm Cold Rolled Steel
T10b	1	Tread Bottom	6mm Cold Rolled Steel
T10c	1	Tread Front	6mm Cold Rolled Steel
T10d	1	Tread Middle Rib	6mm Cold Rolled Steel
T10e	1	Tread Rear	6mm Cold Rolled Steel
T10f	1	Tread Outside End	6mm Cold Rolled Steel
T10g	1	Tread Inside End	6mm Cold Rolled Steel
T11	1	Tread #11	
T11a	1	Tread Top	6mm Cold Rolled Steel
T11b	1	Tread Bottom	6mm Cold Rolled Steel
T11c	1	Tread Front	6mm Cold Rolled Steel
T11d	1	Tread Middle Rib	6mm Cold Rolled Steel
T11e	1	Tread Rear	6mm Cold Rolled Steel
T11f	1	Tread Outside End	6mm Cold Rolled Steel
T11g	1	Tread Inside End	6mm Cold Rolled Steel
T12.1	1	Tread #12.1	
T12a.1	1	Tread Top-1	6mm Cold Rolled Steel
T12b.1	1	Tread Bottom-1	6mm Cold Rolled Steel
T12c.1	1	Tread Front-1	6mm Cold Rolled Steel
T12d.1	1	Tread Middle Rib-1	6mm Cold Rolled Steel
T12e.1	1	Tread Rear-1	6mm Cold Rolled Steel
T12f.1	1	Tread Outside End-1	6mm Cold Rolled Steel
T12g.1	1	Tread Inside End-1	6mm Cold Rolled Steel
T12.2	1	Tread #12.2	
T12a.2	1	Tread Top-2	6mm Cold Rolled Steel
T12b.2	1	Tread Bottom-2	6mm Cold Rolled Steel
T12c.2	1	Tread Front-2	6mm Cold Rolled Steel
T12d.2	1	Tread Middle Rib-2	6mm Cold Rolled Steel
T12e.2	1	Tread Rear-2	6mm Cold Rolled Steel
T12f.2	1	Tread Outside End-2	6mm Cold Rolled Steel
T12g.2	1	Tread Inside End-2	6mm Cold Rolled Steel
T12.3	1	Tread #12.3	
T12a.3	1	Tread Top-3	6mm Cold Rolled Steel
T12b.3	1	Tread Bottom-3	6mm Cold Rolled Steel
T12c.3	1	Tread Front-3	6mm Cold Rolled Steel
T12d.3	1	Tread Middle Rib-3	6mm Cold Rolled Steel
T12e.3	1	Tread Rear-3	6mm Cold Rolled Steel
T12f.3	1	Tread Outside End-3	6mm Cold Rolled Steel
T12g.3	1	Tread Inside End-3	6mm Cold Rolled Steel
T13	1	Tread #13	
T13a	1	Tread Top	6mm Cold Rolled Steel
T13b	1	Tread Bottom	6mm Cold Rolled Steel
T13c	1	Tread Front	6mm Cold Rolled Steel
T13d	1	Tread Middle Rib	6mm Cold Rolled Steel
T13e	1	Tread Rear	6mm Cold Rolled Steel
T13f	1	Tread Outside End	6mm Cold Rolled Steel
T13g	1	Tread Inside End	6mm Cold Rolled Steel
T14	1	Tread #14	
T14a	1	Tread Top	6mm Cold Rolled Steel
T14b	1	Tread Bottom	6mm Cold Rolled Steel
T14c	1	Tread Front	6mm Cold Rolled Steel
T14d	1	Tread Middle Rib	6mm Cold Rolled Steel
T14e	1	Tread Rear	6mm Cold Rolled Steel
T14f	1	Tread Outside End	6mm Cold Rolled Steel
T14g	1	Tread Inside End	6mm Cold Rolled Steel

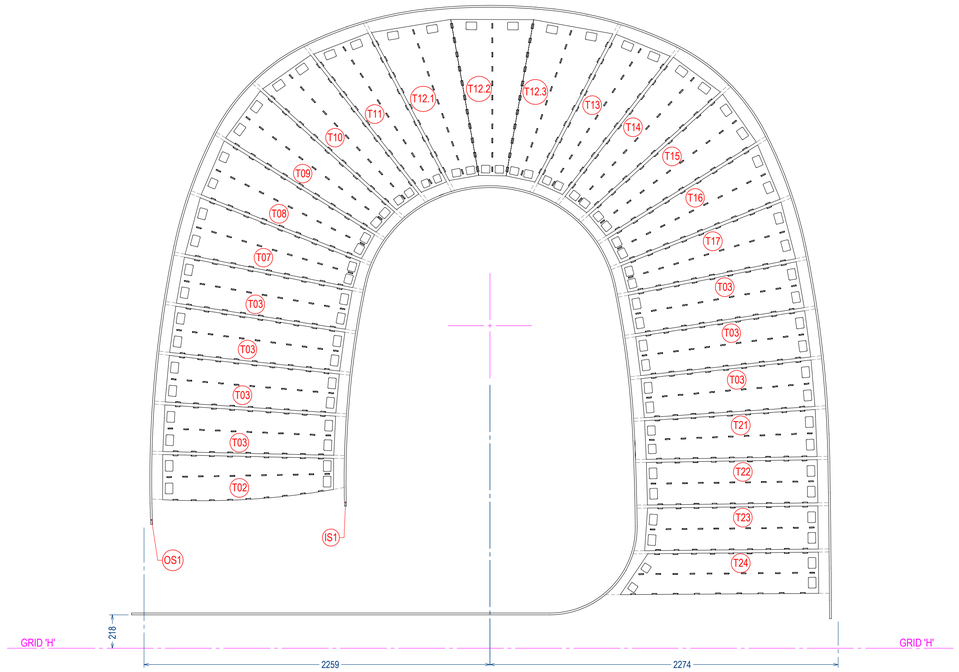

Plan - Tread Layout
Scale - 1:20

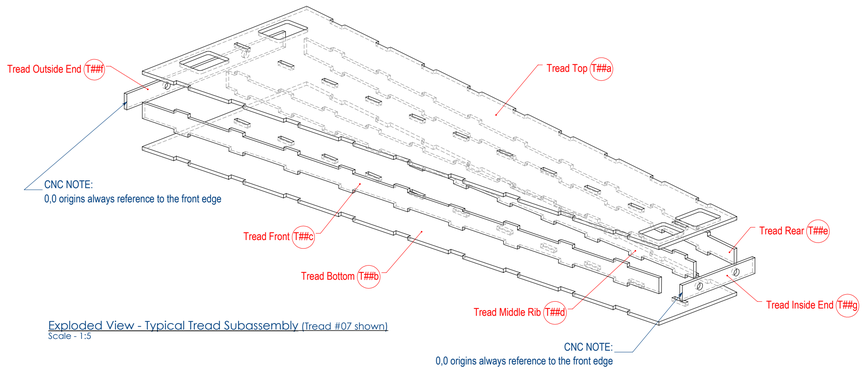

Exploded View - Typical Tread Subassembly (Tread #07 shown)
Scale - 1:5

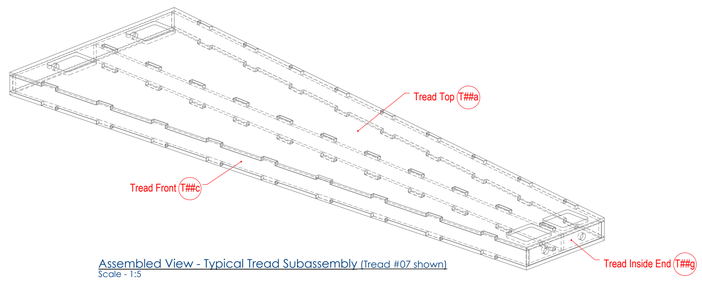

Assembled View - Typical Tread Subassembly (Tread #07 shown)
Scale - 1:5

Sub-assembly Parts List
DWG FILES TO BE FURNISHED FOR ALL PARTS

#	Qty.	Description	Material
T15	1	Tread #15	
T15b	1	Tread Bottom	6mm Cold Rolled Steel
T15a	1	Tread Top	6mm Cold Rolled Steel
T15c	1	Tread Front	6mm Cold Rolled Steel
T15d	1	Tread Middle Rib	6mm Cold Rolled Steel
T15e	1	Tread Rear	6mm Cold Rolled Steel
T15f	1	Tread Outside End	6mm Cold Rolled Steel
T15g	1	Tread Inside End	6mm Cold Rolled Steel
T16	1	Tread #16	
T16a	1	Tread Top	6mm Cold Rolled Steel
T16b	1	Tread Bottom	6mm Cold Rolled Steel
T16c	1	Tread Front	6mm Cold Rolled Steel
T16d	1	Tread Middle Rib	6mm Cold Rolled Steel
T16e	1	Tread Rear	6mm Cold Rolled Steel
T16f	1	Tread Outside End	6mm Cold Rolled Steel
T16g	1	Tread Inside End	6mm Cold Rolled Steel
T17	1	Tread #17	
T17a	1	Tread Top	6mm Cold Rolled Steel
T17b	1	Tread Bottom	6mm Cold Rolled Steel
T17c	1	Tread Front	6mm Cold Rolled Steel
T17d	1	Tread Middle Rib	6mm Cold Rolled Steel
T17e	1	Tread Rear	6mm Cold Rolled Steel
T17f	1	Tread Outside End	6mm Cold Rolled Steel
T17g	1	Tread Inside End	6mm Cold Rolled Steel
T21	1	Tread #21	
T21a	1	Tread Top	6mm Cold Rolled Steel
T21b	1	Tread Bottom	6mm Cold Rolled Steel
T21c	1	Tread Front	6mm Cold Rolled Steel
T21d	1	Tread Middle Rib	6mm Cold Rolled Steel
T21e	1	Tread Rear	6mm Cold Rolled Steel
T21f	1	Tread Outside End	6mm Cold Rolled Steel
T21g	1	Tread Inside End	6mm Cold Rolled Steel
T22	1	Tread #22	
T22a	1	Tread Top	6mm Cold Rolled Steel
T22b	1	Tread Bottom	6mm Cold Rolled Steel
T22c	1	Tread Front	6mm Cold Rolled Steel
T22d	1	Tread Middle Rib	6mm Cold Rolled Steel
T22e	1	Tread Rear	6mm Cold Rolled Steel
T22f	1	Tread Outside End	6mm Cold Rolled Steel
T22g	1	Tread Inside End	6mm Cold Rolled Steel
T23	1	Tread #23	
T23a	1	Tread Top	6mm Cold Rolled Steel
T23b	1	Tread Bottom	6mm Cold Rolled Steel
T23c	1	Tread Front	6mm Cold Rolled Steel
T23d	1	Tread Middle Rib	6mm Cold Rolled Steel
T23e	1	Tread Rear	6mm Cold Rolled Steel
T23f	1	Tread Outside End	6mm Cold Rolled Steel
T23g	1	Tread Inside End	6mm Cold Rolled Steel
T24	1	Tread #24	
T24a	1	Tread Top	6mm Cold Rolled Steel
T24a	1	Tread Bottom	6mm Cold Rolled Steel
T24a	1	Tread Front	6mm Cold Rolled Steel
T24	1	Tread Middle Rib	6mm Cold Rolled Steel
T24a	1	Tread Rear	6mm Cold Rolled Steel
T24	1	Tread Outside End	6mm Cold Rolled Steel
T24	1	Tread Inside End	6mm Cold Rolled Steel

Drawings Issued For:
Fabrication

Project Name

Project Scope

Drawing Number
54565-05
(of 12 sheets)

Revision
D

Drawing Title
Steel Stair

Tread Subassembly

Date	*Drawn By*	*Page Size*
8/2/23	RC	A1

Drawings generated in SolidWorks® by Shoreline Parametrics
+44 (0)239 838006 (UK)
+01 (603) 651-0891 (US)
info@shorelineparametrics.com

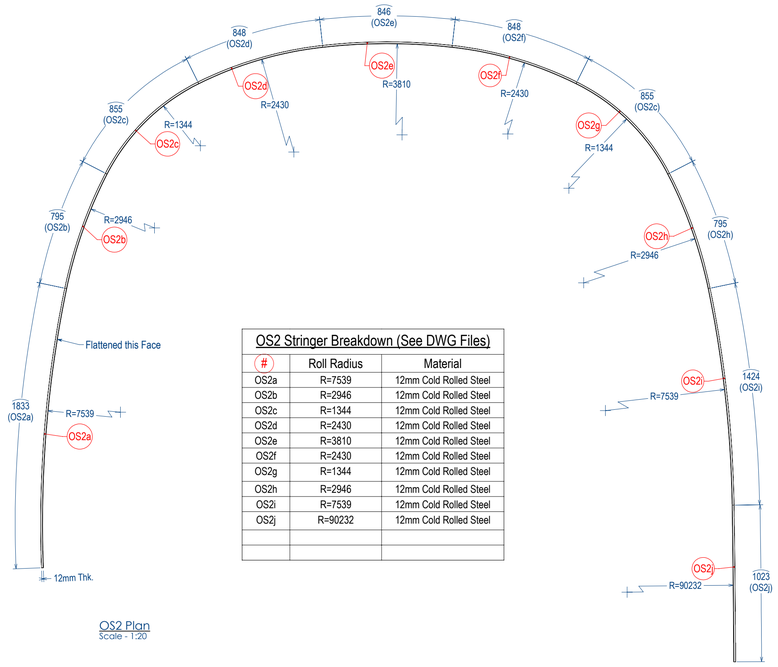

#	Roll Radius	Material
OS2a	R=7539	12mm Cold Rolled Steel
OS2b	R=2946	12mm Cold Rolled Steel
OS2c	R=1344	12mm Cold Rolled Steel
OS2d	R=2430	12mm Cold Rolled Steel
OS2e	R=3810	12mm Cold Rolled Steel
OS2f	R=2430	12mm Cold Rolled Steel
OS2g	R=1344	12mm Cold Rolled Steel
OS2h	R=2946	12mm Cold Rolled Steel
OS2i	R=7539	12mm Cold Rolled Steel
OS2j	R=90232	12mm Cold Rolled Steel

OS2 Plan
Scale - 1:20

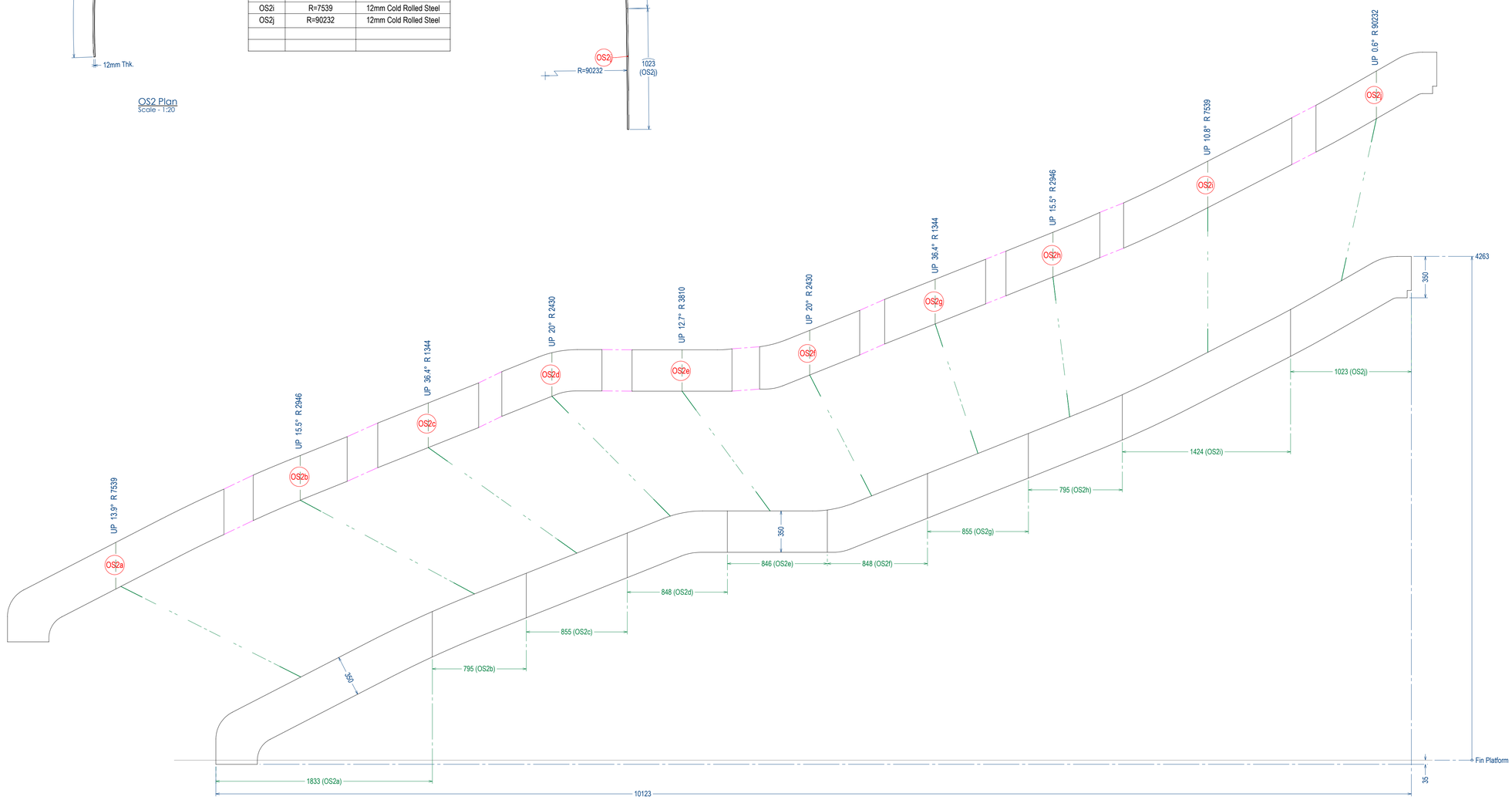

OS2 Flattened (at inside face)
Scale - 1:20

Drawings Issued For:
Fabrication

Project Name

Project Scope

Drawing Number
54565-06
(of 12 sheets)

Revision
D

Drawing Title
Part #OS2

Outside Stringer

Date	Drawn By	Page Size
8/2/23	RC	A1

Drawings generated in SolidWorks® by Shoreline Parametrics
+44 (0)339 838006 (UK)
+01 (603) 651-0891 (US)
info@shorelineparametrics.com

IS2 Stringer Breakdown (See DWG Files)		
#	Roll Radius	Material
IS2a	R=6182	12mm Cold Rolled Steel
IS2b	R=758	12mm Cold Rolled Steel
IS2c	R=815	12mm Cold Rolled Steel
IS2d	R=758	12mm Cold Rolled Steel
IS2e	R=6182	12mm Cold Rolled Steel
IS2f	R=19755	12mm Cold Rolled Steel
IS2g	R=515	12mm Cold Rolled Steel
IS2h	Flat	12mm Cold Rolled Steel

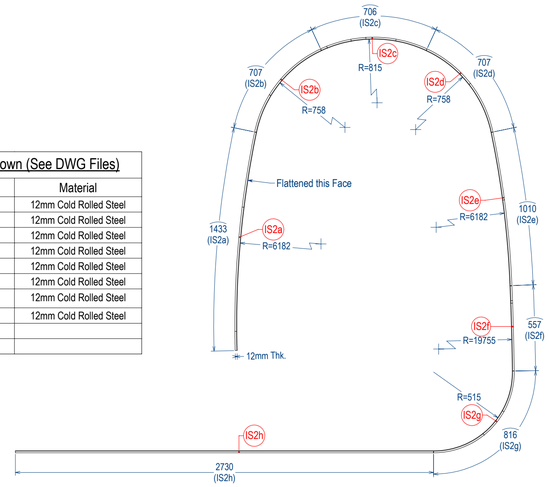

IS2 Plan
Scale - 1:20

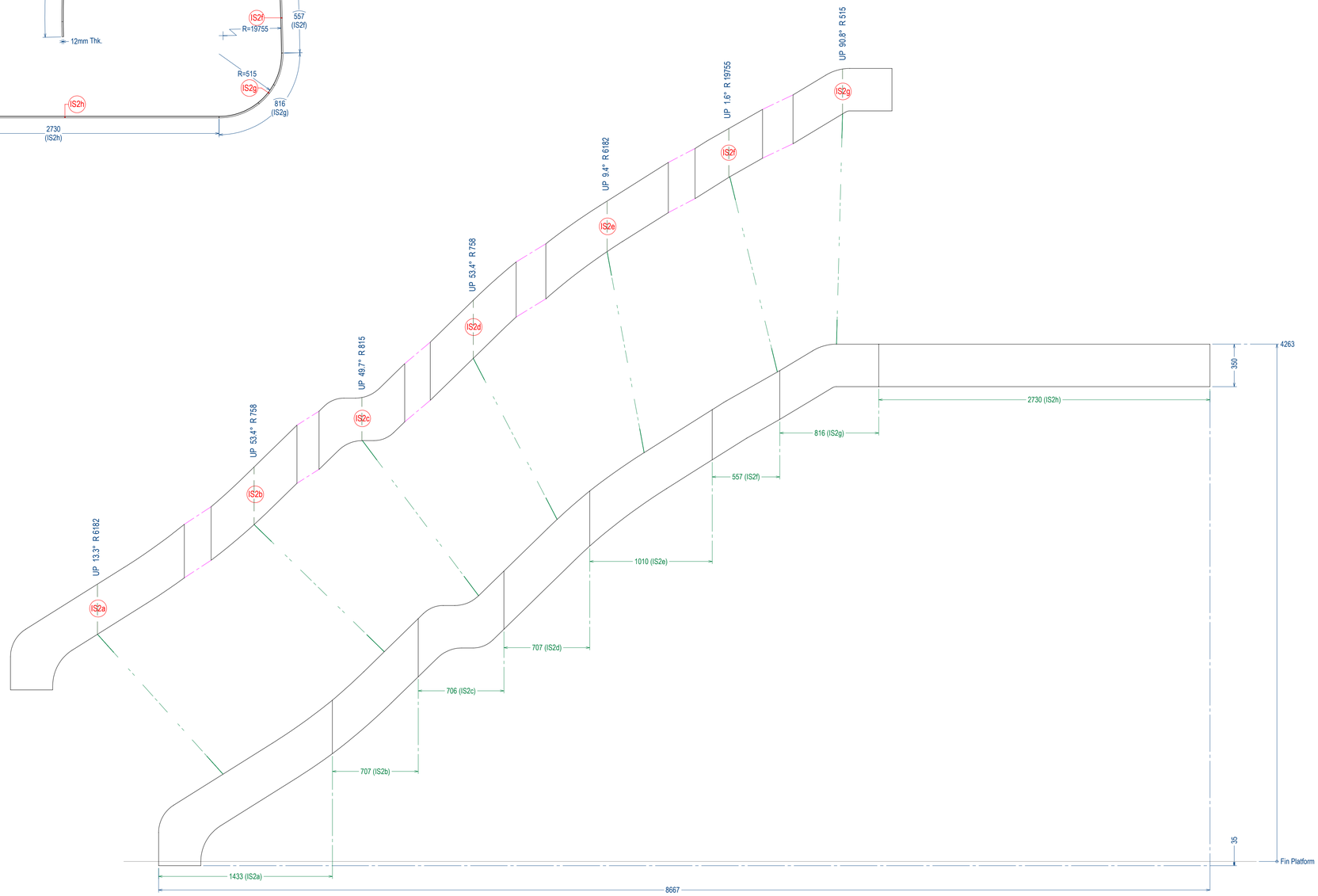

IS2 Flattened (at inside face)
Scale - 1:20

Drawings Issued For:
Fabrication

Project Name

Project Scope

Drawing Number
54565-07
(of 12 sheets)

Revision
D

Drawing Title
Part #IS2

Inside Stringer

Date	Drawn By	Page Size
8/2/23	RC	A1

Drawings generated in SolidWorks® by Shoreline Parametrics
+44 02039 838006 (UK)
+01 (603) 651-0891 (US)
info@shorelineparametrics.com

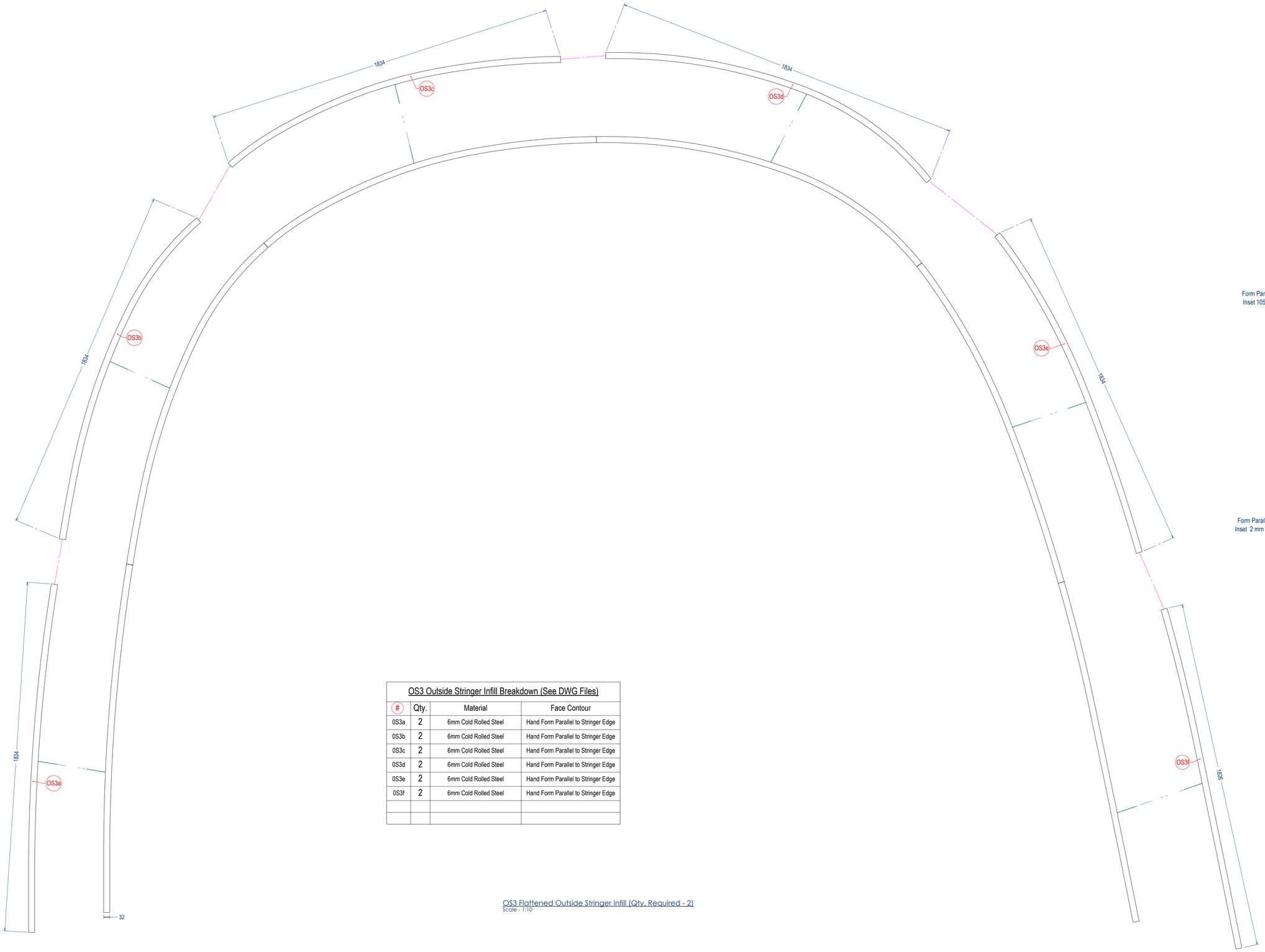

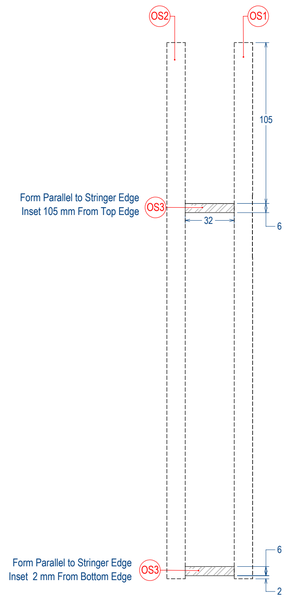

Typical Stringer Section (Outside Stringer Shown)
Scale - 1:2

OS3 Outside Stringer Infill Breakdown (See DWG Files)

#	Qty.	Material	Face Contour
0S3a	2	6mm Cold Rolled Steel	Hand Form Parallel to Stringer Edge
0S3b	2	6mm Cold Rolled Steel	Hand Form Parallel to Stringer Edge
0S3c	2	6mm Cold Rolled Steel	Hand Form Parallel to Stringer Edge
0S3d	2	6mm Cold Rolled Steel	Hand Form Parallel to Stringer Edge
0S3e	2	6mm Cold Rolled Steel	Hand Form Parallel to Stringer Edge
0S3f	2	6mm Cold Rolled Steel	Hand Form Parallel to Stringer Edge

OS3 Flattened Outside Stringer Infill (Qty. Required - 2)
Scale - 1:10

Drawings Issued For:
Fabrication

Project Name

Project Scope

Drawing Number
54565-08
(of 12 sheets)

Revision
D

Drawing Title
Part #OS3
Outside Stringer Infill

Date	Drawn By	Page Size
8/2/23	RC	A1

Drawings generated in SolidWorks® by Shoreline Parametrics
+44 02039 838006 (UK)
+01 (603) 651-0891 (US)
info@shorelineparametrics.com

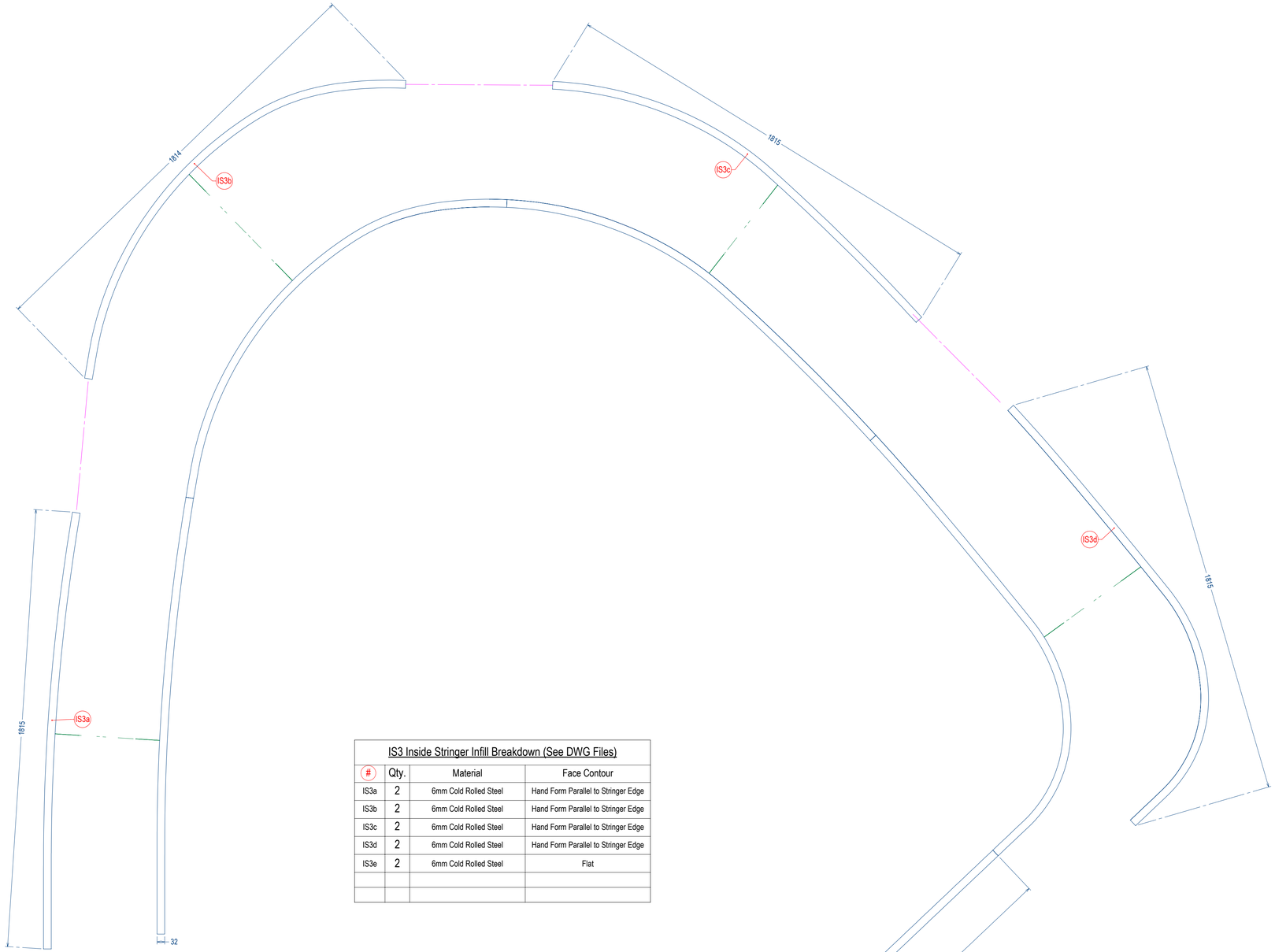

IS3 Inside Stringer Infill Breakdown (See DWG Files)			
#	Qty.	Material	Face Contour
IS3a	2	6mm Cold Rolled Steel	Hand Form Parallel to Stringer Edge
IS3b	2	6mm Cold Rolled Steel	Hand Form Parallel to Stringer Edge
IS3c	2	6mm Cold Rolled Steel	Hand Form Parallel to Stringer Edge
IS3d	2	6mm Cold Rolled Steel	Hand Form Parallel to Stringer Edge
IS3e	2	6mm Cold Rolled Steel	Flat

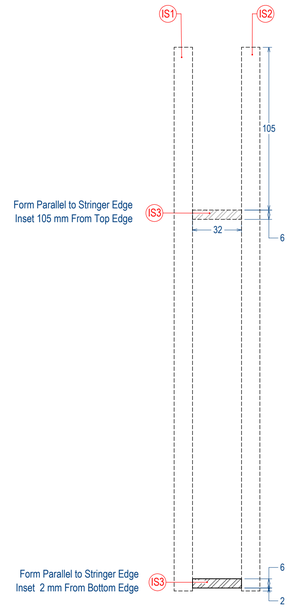

Typical Stringer Section (Inside Stringer Shown)
Scale - 1:2

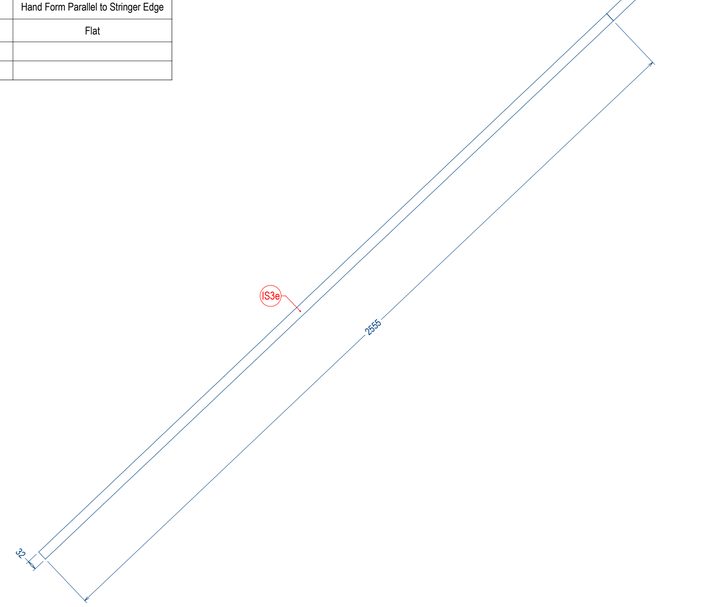

IS3 Flattened Inside Stringer Infill (Qty. Required - 2)
Scale - 1:10

Drawings Issued For:
Fabrication

Project Name

Project Scope

Drawing Number
54565-09
(of 12 sheets)

Revision
D

Drawing Title
Part #IS3

Inside Stringer Infill

Date	Drawn By:	Page Size
8/2/23	RC	A1

Drawings generated in SolidWorks® by Shoreline Parametrics
+44 02039 838006 (UK)
+01 (603) 651-0889 (US)
info@shorelineparametrics.com

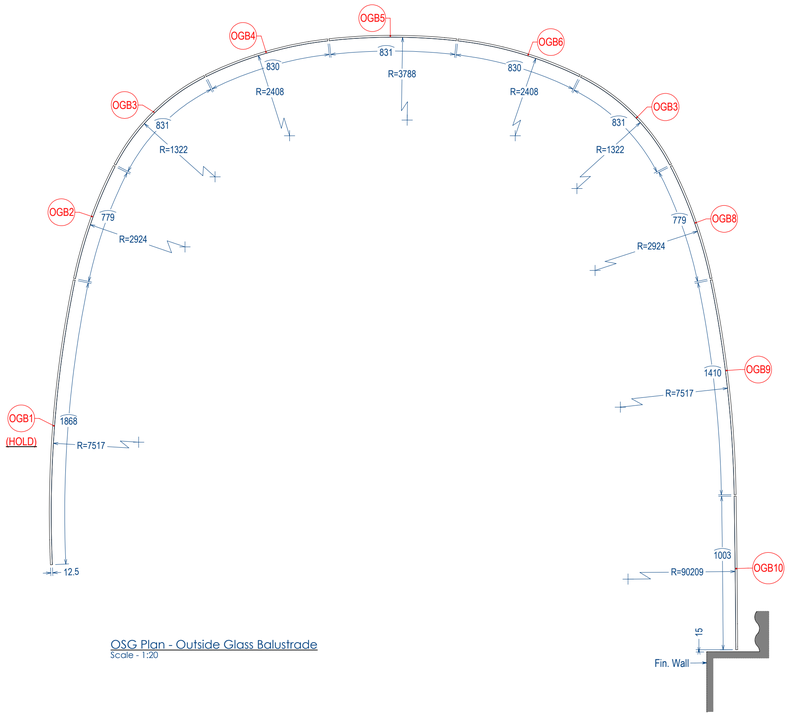

OSG Plan - Outside Glass Balustrade
Scale - 1:20

Outside Glass Balustrade Breakdown (See DWG Files)			
#	Qty.	Inside Radius	Material
~~OGB1 (HOLD)~~	~~1~~	~~R=7517~~	~~12.5mm Toughened & Laminated Low Iron Glass~~
OGB2	1	R=2924	12.5mm Toughened & Laminated Low Iron Glass
OGB3	2	R=1322	12.5mm Toughened & Laminated Low Iron Glass
OGB4	1	R=2408	12.5mm Toughened & Laminated Low Iron Glass
OGB5	1	R=3788	12.5mm Toughened & Laminated Low Iron Glass
OGB6	1	R=2408	12.5mm Toughened & Laminated Low Iron Glass
OGB8	1	R=2924	12.5mm Toughened & Laminated Low Iron Glass
OGB9	1	R=7517	12.5mm Toughened & Laminated Low Iron Glass
OGB10	1	R=90209	12.5mm Toughened & Laminated Low Iron Glass

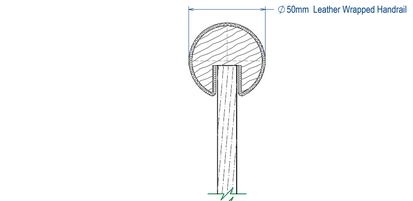

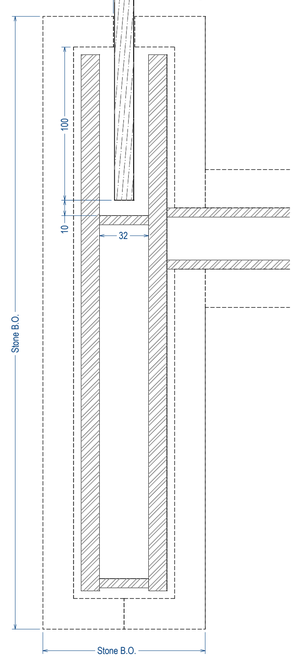

Typical Section @ Outside Stringer
Scale - 1:2

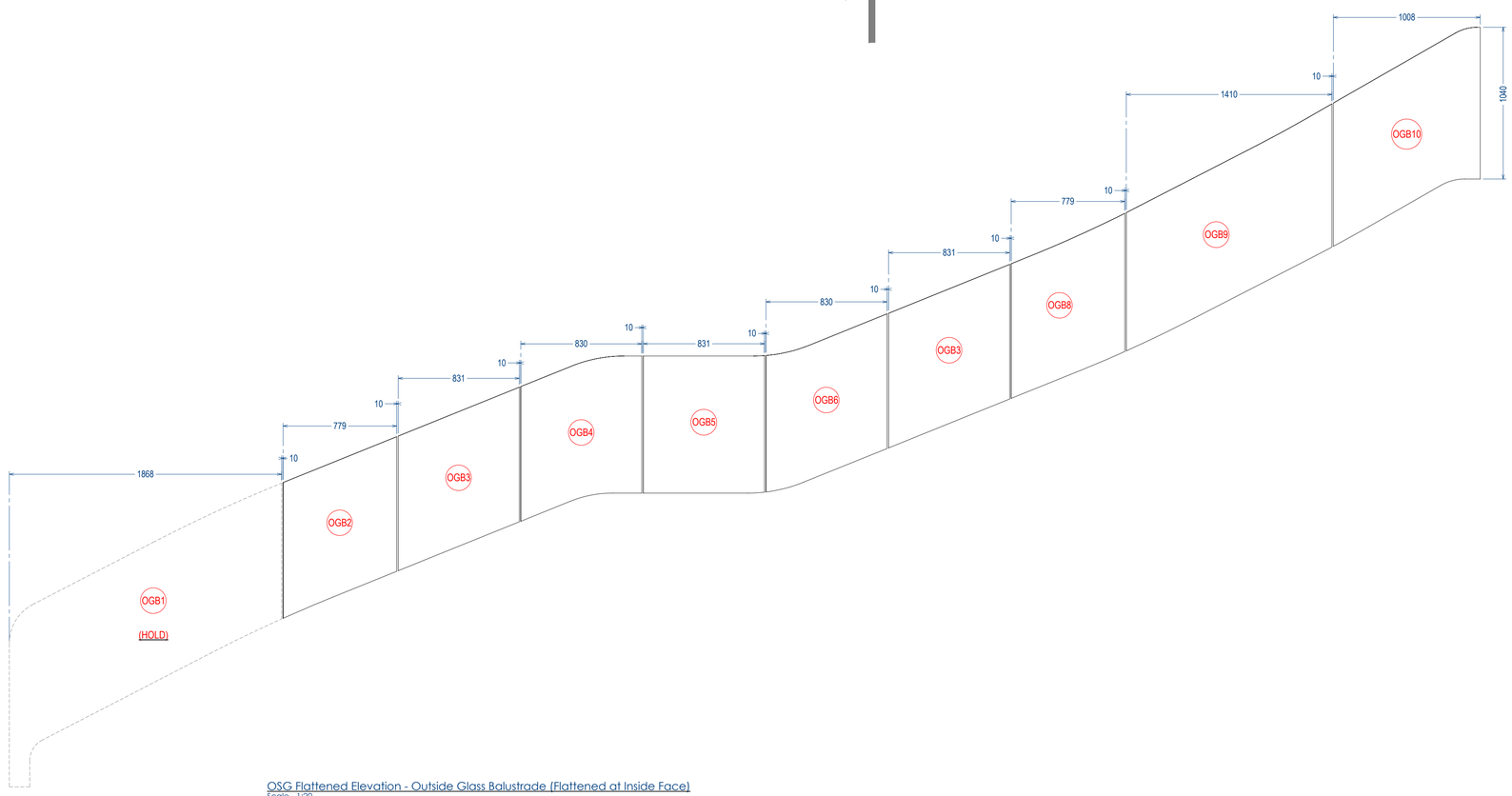

OSG Flattened Elevation - Outside Glass Balustrade (Flattened at Inside Face)
Scale - 1:20

Drawings Issued For:
Fabrication

Project Name

Project Scope

Drawing Number
54565-10
(of 12 sheets)

Revision
D

Drawing Title
Part #OGB

Outside Glass Balustrade

Date	*Drawn By*	*Page Size*
8/2/23	RC	A1

Drawings generated in SolidWorks® by Shoreline Parametrics
+44 02039 838006 (UK)
+01 (603) 651-0891 (US)
info@shorelineparametrics.com

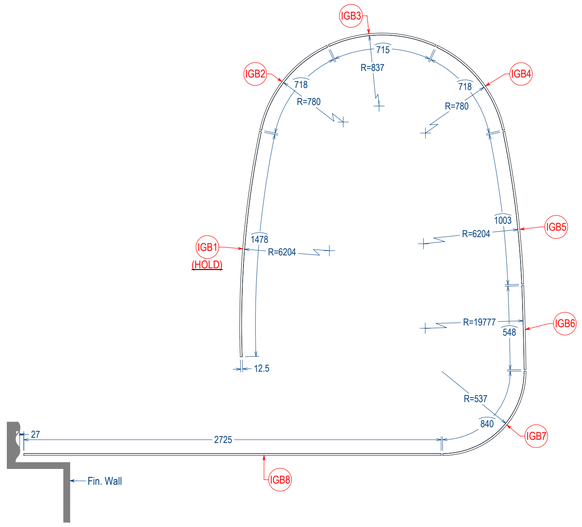

ISG Plan - Inside Glass Balustrade
Scale - 1:20

Inside Glass Balustrade Breakdown (See DWG Files)			
#	Qty.	Inside Radius	Material
~~IGB1 (HOLD)~~	~~1~~	~~R=6204~~	~~12.5mm Toughened & Laminated Low Iron Glass~~
IGB2	1	R=780	12.5mm Toughened & Laminated Low Iron Glass
IGB3	1	R=837	12.5mm Toughened & Laminated Low Iron Glass
IGB4	1	R=780	12.5mm Toughened & Laminated Low Iron Glass
IGB5	1	R=6204	12.5mm Toughened & Laminated Low Iron Glass
IGB6	1	R=19777	12.5mm Toughened & Laminated Low Iron Glass
IGB7	1	R=537	12.5mm Toughened & Laminated Low Iron Glass
IGB8	1	Flat	12.5mm Toughened & Laminated Low Iron Glass

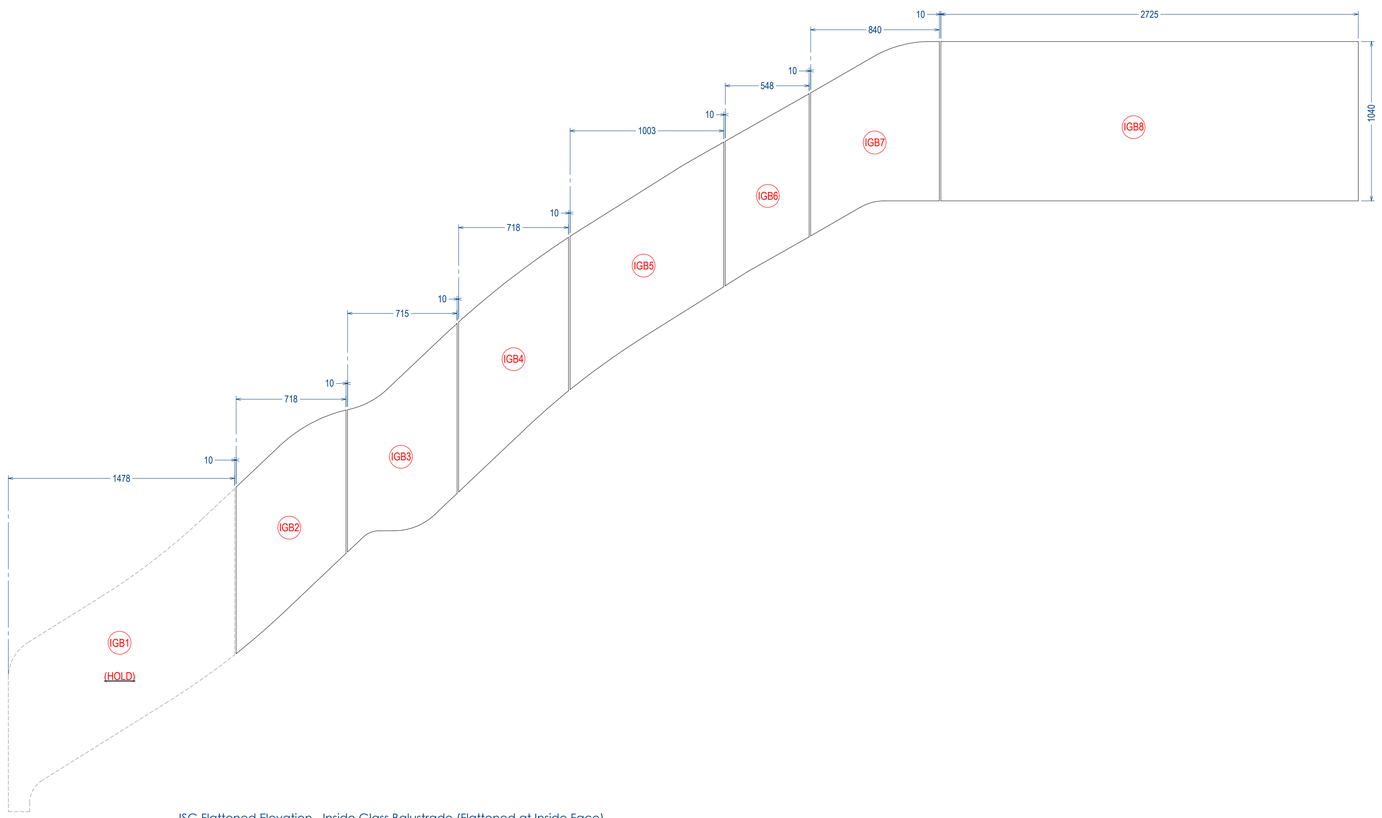

ISG Flattened Elevation - Inside Glass Balustrade (Flattened at Inside Face)
Scale - 1:20

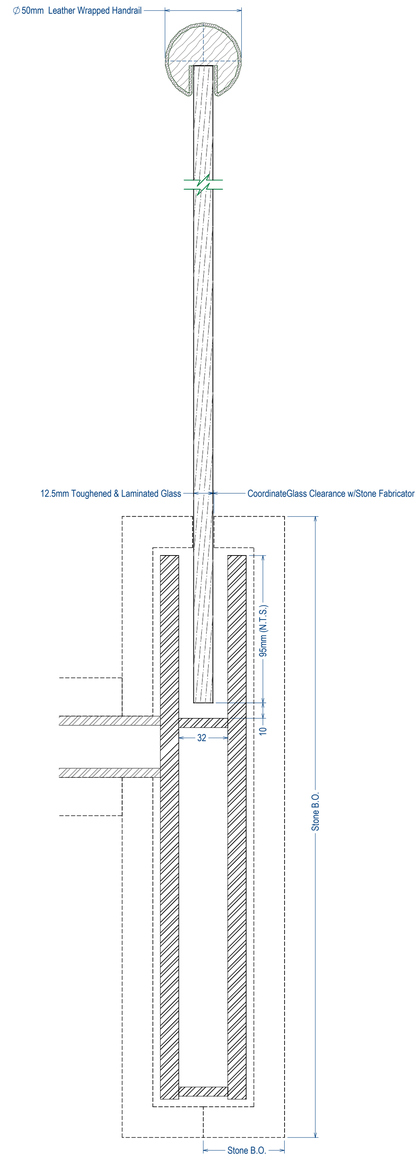

Typical Section @ Inside Stringer
Scale - 1:2

Drawings Issued For:
Fabrication

Project Name

Project Scope

Drawing Number
54565-11
(of 12 sheets)

Revision
D

Drawing Title
Part #IGB
Inside Glass Balustrade

Date	Drawn By	Page Size
8/2/23	RC	A1

Drawings generated in SolidWorks® by Shoreline Parametrics
+44 02039 838006 (UK)
+01 (603) 651-0891 (US)
info@shorelineparametrics.com

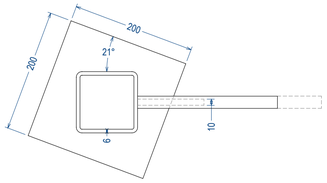

SL1 Plan - Lower Stringer Support Leg
Scale - 1:5

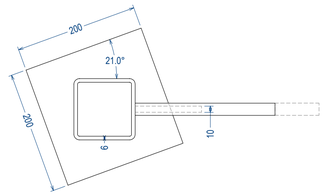

SL2 Plan - Upper Stringer Support Leg
Scale - 1:5

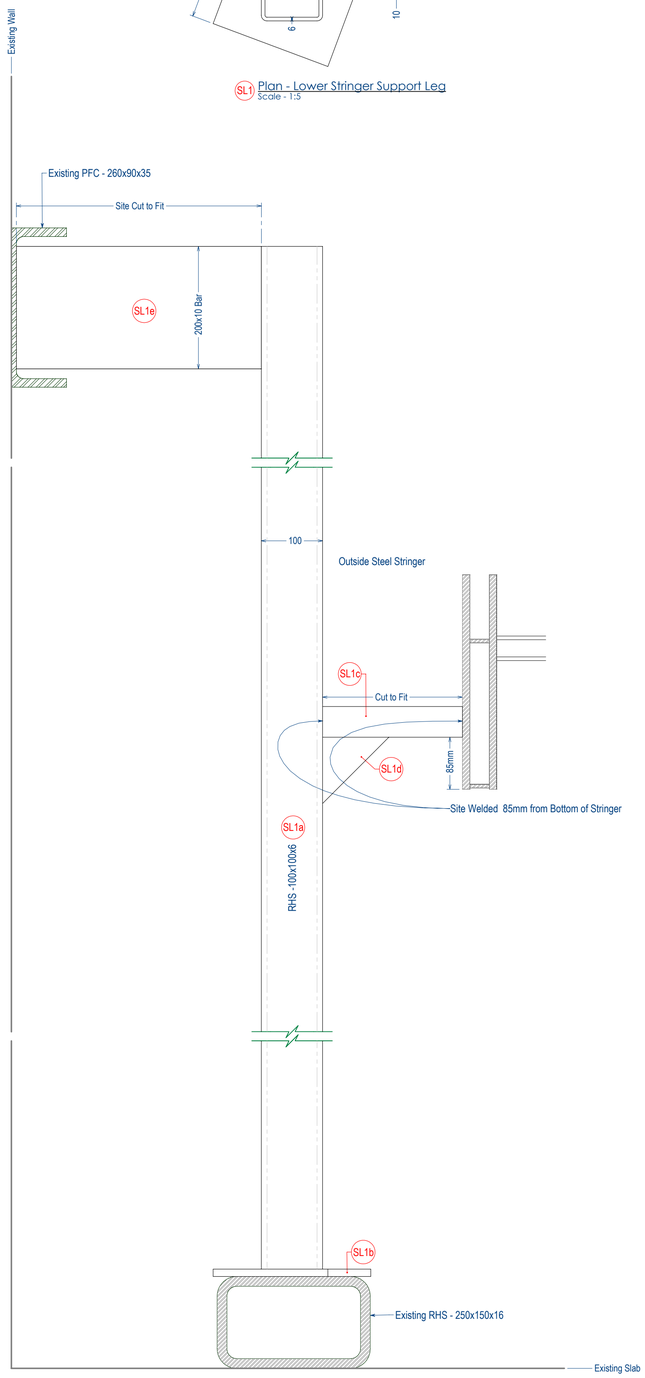

Side View - Stringer Support Legs SL1 & SL2
Scale - 1:5

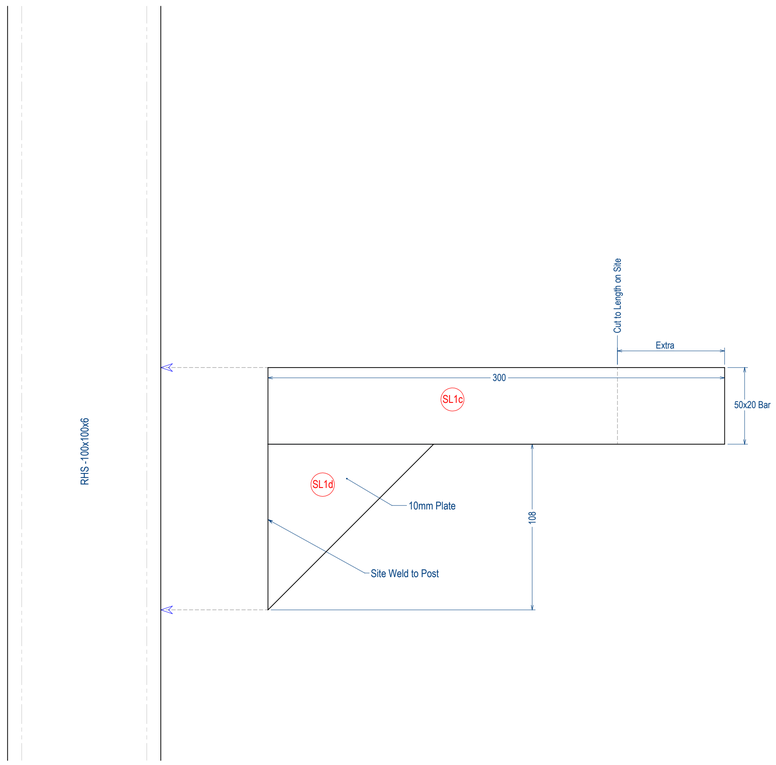

Exploded View - Stringer Support Arm
Scale - 1:2

Stringer Support Leg Breakdown

#	Qty.	Description	Width	Thick	Material
SL1	1	Lower Stringer Support Leg			
SL1a	1	RHS -100x100x6	100	100	Hot Rolled Steel
SL1b	1	Baseplate	200	12	Cold Rolled Steel
SL1c	1	Support Arm	50	20	Cold Rolled Steel
SL1d	1	Arm Gusset	108	10	Cold Rolled Steel
SL1e	1	Top Anchor Plate	200	10	Cold Rolled Steel
SL2	1	Upper Stringer Support Leg			
SL2a	1	RHS -100x100x6	100	100	Hot Rolled Steel
SL2b	1	Baseplate	200	12	Cold Rolled Steel
SL2c	1	Support Arm	50	20	Cold Rolled Steel
SL2d	1	Arm Gusset	108	10	Cold Rolled Steel
SL2e	1	Top Anchor Plate	200	10	Cold Rolled Steel

Drawings Issued For:
Fabrication

Project Name

Project Scope

Drawing Number
54565-12
(of 12 sheets)

Revision
D

Drawing Title
Part #SL1 & SL2
Stringer Support Legs

Date	Drawn By	Page Size
8/2/23	RC	A1

Drawings generated in SolidWorks® by Shoreline Parametrics
+44 (0)039 838006 (UK)
+01 (603) 651-0891 (US)
info@shorelineparametrics.com